

**WASHINGTON COUNTY, MARYLAND**

**ADA SELF EVALUATION**

**BUILDINGS, FACILITIES, AND PARKS**

**2023 UPDATE**



## CONTACTS

Questions, concerns, or requests for additional information regarding the Americans with Disabilities Act (ADA) at Washington County's Government may be forwarded to the County ADA Title II Compliance Coordinator.

**Name:** Chip Rose

**Title:** ADA Title II Compliance Coordinator

**Office Address:**

100 West Washington Street  
Hagerstown, MD 21740

**Days/Hours Available:**

7:30 AM to 4:30 PM  
Monday through Friday

**Mailing Address:**

ADA Title II Compliance Coordinator  
Human Resources Department  
100 West Washington Street, Room 251  
Hagerstown, MD 21740

**Phone Number:** (240) 313-2356

**TDD:** Maryland Relay 711

**E-mail:** [crose@washco-md.net](mailto:crose@washco-md.net)

**Website:** <https://www.washco-md.net/health-human-services/americans-with-disabilities-act-compliance/>

## TABLE OF CONTENTS

<b>EXECUTIVE SUMMARY .....</b>	<b>4</b>
<b>INTRODUCTION.....</b>	<b>4</b>
<b>SELF-EVALUATION AND METHODOLOGY .....</b>	<b>6</b>
<b>TRANSITION PLAN SUMMARY .....</b>	<b>10</b>
<b>PROGRAM RESPONSIBILITY .....</b>	<b>11</b>
<b>GRIEVANCE PROCEDURE.....</b>	<b>12</b>
<b>PUBLIC INVOLVEMENT RECORD .....</b>	<b>13</b>
<b>CONCLUSION .....</b>	<b>14</b>
<b>APPENDICES .....</b>	<b>15</b>
<b>APPENDIX A – SURVEY RESULTS</b>	
<b>APPENDIX B - PROGRAM ACCOMPLISHMENTS</b>	
<b>APPENDIX C - GIS MAP OF SURVEYED AREA</b>	
<b>APPENDIX D - GRIEVANCE POLICY AND FORM</b>	
<b>APPENDIX E - SAMPLE DATA COLLECTION FORMS</b>	
<b>APPENDIX F - DISABILITY ADVISORY COMMITTEE MEMBERS</b>	

## **EXECUTIVE SUMMARY**

Washington County performed a Self-Evaluation of County owned buildings, parks, and facilities.

The Self-Evaluation is a comprehensive report that outlines the barriers to programs for people with disabilities as they seek to use local government services and practices. 28 CFR § 35.105.

Responsibilities of the Self-Evaluation include:

- Evaluate current services, policies, practices, and the effects thereof, that do not or may not meet the requirements of this part.
- Provide an opportunity to interested persons, including individuals with disabilities or organizations representing individuals with disabilities, to participate in the self-evaluation process by submitting comments.
- Maintain a list of interested persons consulted, a description of examined area, any problems identified, and a description of any modifications made.

The initial Self-Evaluation has been updated with new data collected for this update. The results of the survey were used to develop a Transition Plan to address all non-compliant facilities identified.

The County has 32 buildings and 18 parks/outdoor facilities on inventory. The Self-Evaluation identified non-compliant issues at each location. Most of the deficiencies identified relate to accessible pedestrian routes to main entrances, parking, signage, ramps, and toilet rooms. A list of the deficiencies is included with the Survey Results in Appendix A.

## **INTRODUCTION**

### **Overview of the Americans with Disabilities Act of 1990**

The Americans with Disabilities Act of 1990 was signed into law on July 26, 1990 by President George H. W. Bush. The ADA is a wide-ranging civil rights law that prohibits, under certain circumstances, discrimination based on disability. It affords similar protections against discrimination to Americans with disabilities as the Civil Rights Act of 1964, which made discrimination based on race, religion, sex, national origin and other characteristics illegal, and Section 504 of the Rehabilitation Act of 1973, which ensures that no qualified individuals with disabilities are discriminated against under any program or activity receiving federal financial assistance or government agencies that receive federal financial assistance. The ADA was amended when President George W. Bush signed into law the ADA Amendments Act of 2008 on September 25, 2008. The ADA gives broader protections for disabled workers and includes a list of impairments to major life activities.

The main sections of the ADA include: Title I – Employment; Title II – Non-discrimination on the Basis of Disability in State and Local Government Services; Title III – Nondiscrimination on the Basis of Disability by Accommodations and in Commercial Facilities; Title IV – Telecommunications; and Title V – Miscellaneous Provisions.

### **Washington County Policy**

The County is committed to providing safe, adequate access to buildings, parks, and facilities for the general public regardless of ability or disability.

Questions, comments, and complaints should be directed to the County-wide ADA Title II Coordinator, who will then forward the matter to the most appropriate County agency. For example, issues regarding pedestrian. Complaints will be addressed in accordance with the County’s Complaint/Grievance policy included as Appendix D.

Questions, comments, and complaints may be filed via telephone, TTY, fax, email, regular mail, or in person. Other accommodations are available upon request.

County-wide ADA Title II Coordinator  
Director of Human Resources  
Chip Rose  
100 W. Washington Street, Room 251  
Hagerstown, MD 21740  
Phone: (240) 313-2356  
Email: [CRose@washco-md.net](mailto:CRose@washco-md.net)

The County is committed to upholding the intent and spirit of the Americans with Disabilities Act (ADA) and Section 504 of the Rehabilitation Act of 1973 to the fullest extent possible. The commitment extends to all programs, services, and activities of the County, such that no qualified individual with a disability shall be discriminated against on the basis of his or her disability.

It is the County’s responsibility and desire that no person within the County be excluded from participation in, be denied the benefits of, or be subjected to discrimination under any program or activity supported by the County based on their disability, as provided by the Americans with Disabilities Act of 1990 and Section 504 of the Rehabilitation Act of 1973. It is also the responsibility of County employees to work cooperatively to achieve the goals and objectives of this statement.

The County is fully committed to the goal of achieving equal opportunity and non-discrimination for all persons in their interactions with the County. As a requirement of the ADA, a Self-Evaluation and Transition Plan provides a method to schedule and implement ADA required improvements.

## SELF-EVALUATION INVENTORY AND METHODOLOGY

A key activity in developing the plan is for the County to perform a self-evaluation of its current building and facility infrastructure, policies, practices, and programs. The County collected a physical inventory of each element of building, parks, and facility infrastructure with public access. The inventory was collected over several weeks in the spring of 2023 and included developing a database, photo log, and cost estimates.

The early stages of this effort consisted of identifying County owned buildings and parks/outdoor facilities accessible to the public, training staff, and developing a survey methodology and documentation strategy. If a County employee requests an accommodation to be able to work at one of the buildings without public access, the County will evaluate the property at the time of the request.

All buildings and parks/outdoor facilities with public access were evaluated for compliance with the [2010 ADA Standards for Accessible Design - US Department of Justice](#) which are part of the [Maryland Accessibility Code Guidelines for Buildings and Facilities, COMAR 09.12.53](#). Evaluations were conducted systematically using ADA standards, checklists, questionnaires, and guidance documents. See Appendix E for the guidance documents. Paths of travel, doorways, seating, meeting rooms, kitchens, service counters, lobbies, toilet rooms, and signage were all included for evaluation within buildings. Evaluations of outdoor spaces associated with building structures included parking, accessible routes from parking areas or nearby public rights of way, and primary access routes within the individual properties.

Table 1 and Table 2 show an inventory of the buildings and parks/outdoor facilities that were reviewed for ADA compliance, and Figure 1 shows the elements and accessible features that were documented. For each facility compliance and accessibility issues were identified by the review team and divided into the following categories based on input from staff and industry best practices on how to prioritize projects:

- Approaches and Entrances to Facilities
- Low-Effort Modifications (typically completed by maintenance staff)
- Other items

TABLE 1: Buildings / Indoor Facilities

Location Name	Property Address
Agricultural Center – Kennel Building	7313 Sharpsburg Pike, Boonsboro
Agricultural Center – Multiple Purpose Building	7313 Sharpsburg Pike, Boonsboro
Agricultural Center – UMD Extension	7313 Sharpsburg Pike, Boonsboro
Black Rock Golf Course – Club House	20025 Mount Aetna Road, Hagerstown
Boonsboro Library	401 Potomac Street, Boonsboro
Central Highway Office	601 Northern Avenue, Hagerstown
Central Library	100 South Potomac Street, Hagerstown
Circuit Courthouse	95 West Washington Street, Hagerstown
Clear Spring Library	12624 Broadfording Road, Clear Spring
County Administrative Annex	747 Northern Avenue, Hagerstown
County Administrative Building	100 West Washington Street, Hagerstown
County Office Building	33-35 West Washington Street, Hagerstown
Day Reporting Center	145 Iko Way, Hagerstown
Detention Center – Patrol Services	145 Iko Way, Hagerstown
Detention Center – Sheriff’s Office	500 Western Maryland Parkway Hagerstown
Detention Center – Men/Women Facility	500 Western Maryland Parkway Hagerstown
Doubs Woods Park Facilities Office	1307 Maryland Avenue, Hagerstown
Dwyer Center	116 West Baltimore Street, Hagerstown
Eastern Highway Office	13230 Greensburg Road, Smithsburg
Emergency Services Office	16232 Elliott Parkway, Williamsport
Environmental Management Office	16232 Elliott Parkway, Williamsport
Forty West Municipal Landfill – Office Building	12630 Earth Care Road, Hagerstown
Hagerstown Regional Airport – Fire and Rescue	18434 Showalter Road, Hagerstown
Hagerstown Regional Airport - Terminal	18434 Showalter Road, Hagerstown
Hancock Library	231 Hancock Veterans Parkway, Hancock
Health Department Building	1302 Pennsylvania Avenue, Hagerstown
Martin Luther King, Jr. Community Center	131 West North Avenue, Hagerstown
Public Safety Training Center	18350 Public Safety Place, Hagerstown
Senior Center – Commission on Aging	535 East Franklin Street, Hagerstown
Senior Center – Fitness Center	535 East Franklin Street, Hagerstown
Smithsburg Library	66 West Water Street, Smithsburg
Southern Highway Office	6232 Coffman Farms Road, Keedysville
Transit Office	1000 West Washington Street, Hagerstown
Water Quality Lab	16232 Elliott Parkway, Williamsport
Western Highway Office	9656 National Pike, Big Pool

Note: Washington County owns the Central Library and Washington County Health Department buildings, but those agencies are responsible for maintenance and ADA improvements.

TABLE 2: Parks / Outdoor Facilities

Location Name	Property Address
Agricultural Center Park	7313 Sharpsburg Pike, Boonsboro
Camp Harding Park	13029 Pectonville Road, Big Pool
Chestnut Grove Park	3106 Chestnut Grove Road, Keedysville
Clear Spring Park	12424 Big Spring Road, Clear Spring
Devils Backbone Park	18934 Lappans Road, Boonsboro
Doubs Woods Park	1307 Maryland Avenue, Hagerstown
Kemps Mill Park	11114 Kemps Mill Road, Williamsport
Martin "Marty" L. Snook Memorial Park	17901 Halfway Boulevard, Hagerstown
Mt. Briar Wetland Preserve	19822 Millbrook Road, Keedysville
Pen Mar Park	14600 Pen Mar Road, Highfield-Cascade
Pinesburg Softball Complex	15323 Clear Spring Road, Williamsport
Piper Lane Neighborhood Park	17556 York Road, Hagerstown
Pleasant Valley Park	3199 Gapland Road, Rohrsersville
Rose's Mill Park	10010 Garis Shop Road, Hagerstown
Tammany Park	16700 Tammany Manor Road, Williamsport
Washington County Regional Park	20025 Mount Aetna Road, Hagerstown
Wilson Bridge Picnic Area	15032 National Pike, Hagerstown
Woodland Way Neighborhood Park	108 Belview Avenue, Hagerstown



A map showing the location of all buildings, parks, and facilities may be found in Appendix C.

FIGURE 1: Accessible Features Reviewed

- Approach and Entrance
  - Parking
  - Access Route
  - Curb Ramps
  - Ramps
  - Entrances
- Access to Goods and Services
  - Interior Accessible Routes
  - Ramps
  - Elevators
  - Lifts
  - Signs
  - Interior Doors
  - Rooms and Spaces
  - Controls
  - Seating
  - Service Counters
- Restrooms
  - Accessible Routes
  - Signage
  - Entrances
  - Spaces
  - Sinks
  - Towel, Tissue, Soap Dispensers
  - Toilet Stalls
- Other Access Features
  - Drinking Fountains
  - Team Sports
  - Play Areas
  - Changing Rooms
  - Swimming Pools
  - Fishing and Boating Access
  - Other Miscellaneous Features

## **TRANSITION PLAN SUMMARY**

The Transition Plan is the direct outgrowth of the Self-Evaluation survey. The purpose of the Transition Plan is to ensure access by persons with disabilities to the programs, activities and services offered by a public institution. The plan has specifically been developed in a way that it can be continually updated to ensure the ongoing needs of the community continue to be met. In its Transition Plan, the County has developed a prioritization system for determining where the greatest need for ADA compliance exists. The implementation schedule is based on those prioritization criteria and shows projects scheduled over a 10-year period.

As described in this document, Washington County's Self-Evaluation and Transition Plan are "living documents" that will be updated. The database of non-compliant elements is updated as new features are added and/or brought up to standard. In addition, prioritization can be updated as new information becomes available, such as public input on specific barriers to mobility or new information on pedestrian incidents. This report has been prepared in a format to allow for the most up-to-date information to be available at all times.

The Transition Plan has been prepared so that the body of the report stays constant and the appendices can be updated to show current funding levels and projects scheduled for implementation. This plan is a direct result of input and coordination of a number of County departments and its citizens.

## **PROGRAM RESPONSIBILITY**

The officials responsible for implementation of the County's ADA Transition Plan:

### **Buildings and Parks/Outdoor Facilities:**

Director, Division of Public Works

Andrew Eshleman

100 W. Washington Street

Hagerstown, MD 21740

Phone: (240) 313-2252

Email: [aeshleman@washco-md.net](mailto:aeshleman@washco-md.net)

### **Sidewalks (County Right-Of-Way):**

Director, Division of Engineering

Scott Hobbs

80 W. Baltimore Street

Hagerstown, MD 21740

Phone: (240) 313-2407

Email: [shobbs@washco-md.net](mailto:shobbs@washco-md.net)

### **ADA Title II Coordinator:**

Human Resources Department

Chip Rose, Director

100 W. Washington Street, Room 251

Hagerstown, MD 21740

Phone: (240) 313-2356

Email: [crose@washco-md.net](mailto:crose@washco-md.net)

## **GRIEVANCE PROCEDURE**

Pursuant to requirements of applicable federal regulations, the Board of County Commissioners of Washington County, Maryland, has adopted this grievance procedure to provide for prompt and equitable resolution of complaints under section 504 of the Rehabilitation Act of 1973 and amendments (the “Rehabilitation Act”), and the Americans with Disabilities Act of 1990 and amendments (the “ADA”). It is intended for use by any individual who wishes to file a complaint alleging discrimination on the basis of disability in the access of facilities or provision of services, activities, programs, or benefits by the Board of County Commissioners of Washington County, Maryland. The Board of County Commissioners of Washington County, Maryland’s Personnel Policy PR-31 governs employment-related complaints of disability discrimination.

The Grievance Form should be used by any individual who wishes to file a complaint alleging discrimination on the basis of disability in employment practices and policies or the provision of programs, services and benefits by the Washington County Commissioners. A complainant can request reconsideration of the case in instances where he or she is dissatisfied with the resolution. A copy of the Grievance Procedure and Complaint Form is provided as Appendix D.

## **PUBLIC INVOLVEMENT RECORD**

The ADA requires that public agencies seek public input to help identify accessibility needs and prioritize remediation efforts. The Self-Evaluation/Transition Plan, Grievance Policy, and Form are available to the public for review, and documents are posted on the County website.

The Washington County Disabilities Advisory Committee maintains contact with the community of persons with disabilities, assesses community needs, and advocates services and programs relating to the quality of life for all residents. The Committee holds monthly meetings that are open to the public and where the citizen comments can be submitted on a regular basis. A list of current members is attached as Appendix F.

A draft of this update was shared with the Washington County Disability Advisory Committee at its meeting on October 18, 2023, and on December 12, 2023, the County hosted a public meeting to share the draft and solicit input from the public. No comments were received.

The County has continued to respond to public comments received regarding ADA accessibility. The table below provides a summary of the comments received to date.

**Table 1: Summary of Public Comments**

<b>Comment</b>	<b>Response</b>

Public meetings and discussions with the Disability Advisory Committee will be held prior to the next Self-Evaluation and Transition Plan update. Additionally, comments can be submitted at any time by e-mail to [adacompliance@washco-md.net](mailto:adacompliance@washco-md.net) (also available via link on the County website) or at a Disability Advisory Committee meeting.

## **CONCLUSION**

Based on this Self-Evaluation, Washington County performed well in its ADA compliance efforts especially relating to the highest priority items including public access points to buildings, parks, and facilities. There have been numerous incorporations of accessible design into building plans, improvements, and maintenance work, as well as evidence that the County has kept up with changes to accessibility standards. Future County-wide reassessments will be used to modify the Transition Plan as needed. At this time the County anticipates that such assessments will take place every five years.

## **APPENDICES**

- A. Survey Results
- B. Program Accomplishments
- C. GIS Map of Surveyed Area
- D. Grievance Procedure and Form
- E. Sample Data Collection Forms
- F. Disability Advisory Committee Members

## APPENDIX A

### SURVEY RESULTS

<b>Buildings</b>	<b>Compliance Category Issues</b>		
Higher Priority	\$244,325	44 issues	12%
Medium Priority	\$652,025	223 issues	59%
Lower Priority	\$4,990	109 issues	29%
Total	\$901,340	376 issues	100%

<b>Parks/Outdoor Facilities</b>	<b>Compliance Category Issues</b>		
Higher Priority	\$386,800	29 issues	21%
Medium Priority	\$37,215	44 issues	31%
Lower Priority	\$6,595	68 issues	48%
Total	\$470,610	142 issues	100%

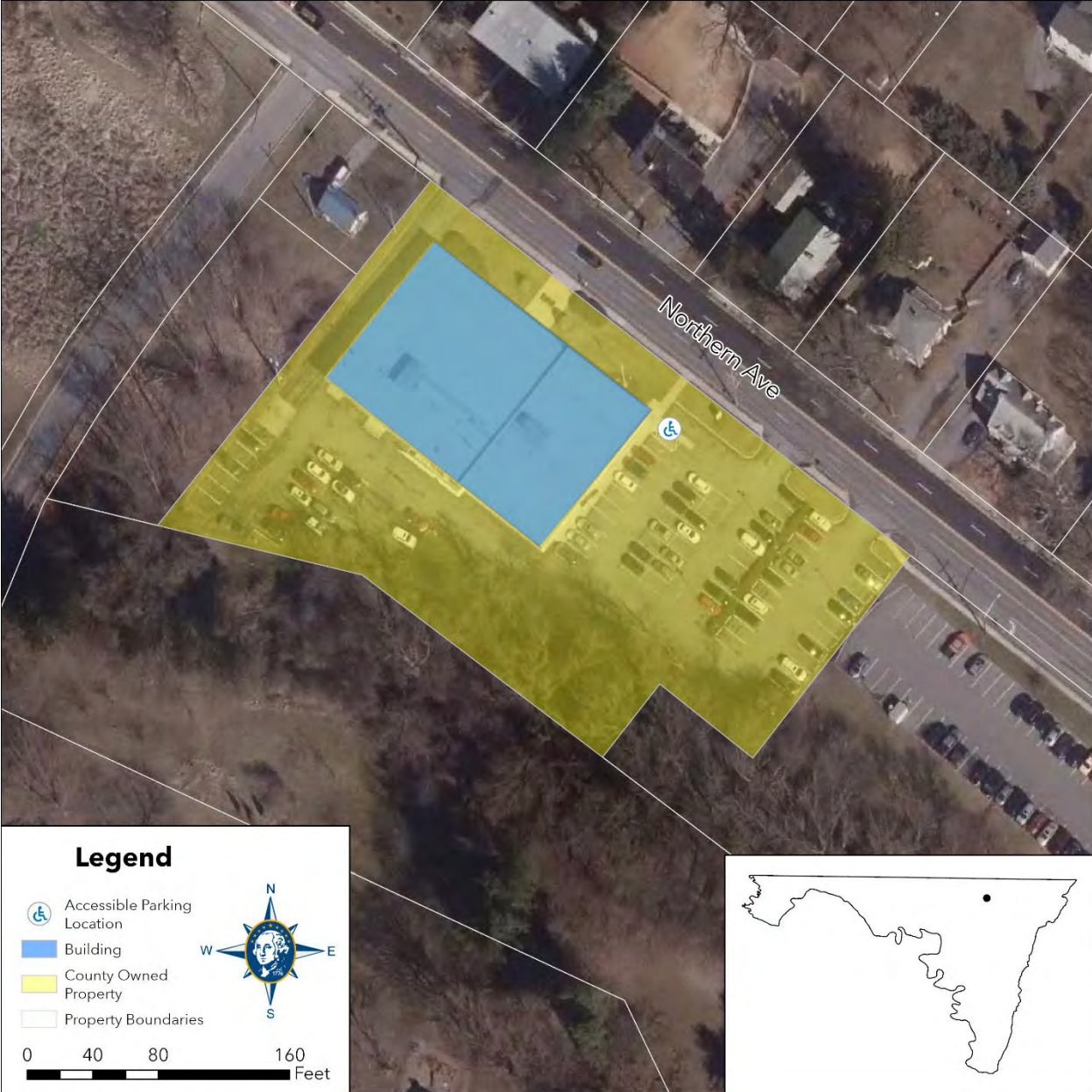
Note: Lower Priority issues involve work by County maintenance staff. A compliance category issue for any priority may include addressing multiple tasks for one defined category.





# Washington County Administrative Annex

747 Northern Avenue  
Hagerstown, MD 21742



Washington County Government						
Accessibility Assessment						
Buildings / Facilities						
Washington County Administrative Annex 747 Northern Avenue, Hagerstown, MD 21742						
Room / Space	Priority	Key Note	Accessibility Deficiency	ADA Code Reference	Recommendation	Cost
Parking	4H	S-2, S-9	Three accessible parking spaces; four spaces required (82 parking spaces). Existing signs not at correct height.	208.2, 502.6, 503.6, 703	Provide one additional accessible space. Existing signs need to be placed at 60" above the ground.	\$100
Exterior Accessible Route	4H	A-7	The cross slope is steeper than 2% in the area of the van accessible parking aisle. Measured 7.5%	405.2	Repave the accessible route at the van accessible aisle.	\$10,000
Interior Accessible Route	7M	A-11	The door threshold edge is higher than 1/4". Measured 1/2".	404.2.5	Replace the door threshold.	\$250
Toilet Room - Accessible Route	9L	A-9	There are no signs at the inaccessible toilet rooms that give directions to the accessible toilet rooms.	703	Add signs at the door of the inaccessible toilet rooms.	\$100
Toilet Room - Soap Dispenser	9L	A-16	Soap dispenser outside accessible reach range. Installed higher than 44 inches above the floor. Installed at 47.5 inches.	308.3, 604.7	Relocate soap dispenser to compliant height.	\$0
Toilet Room - Towel Dispenser	9L	A-25	Towel dispenser outside of accessible reach range. Installed higher than 48 inches above the floor. Installed at 49.5 inches.	308.3, 604.7	Relocate towel dispenser to compliant height.	\$0
Toilet Room - Water Closet	7M	A-24	Centerline of water closet is greater than 18 inches from the side wall. Installed at 19 inches.	306, 606.2, 606.3	Readjust the toilet. May need a flange.	\$500
Toilet Room - Stalls	9L	A-25	The door is not self closing and needs pulls on both sides of the door.	604.8.1.1	Add self closing mechanism and pull on one side of the door.	\$500
Fire Alarm Systems		E-2	Some of fire alarm systems do not have both flashing lights and audible signals.	702	Replace the fire alarm systems to have both flashing lights and audible signals.	\$1,000
Front Lobby	6M	A-14	Non-accessible counter installed higher than 36 inches. Installed at 43.5 inches.	904.4, 904.5	Provide accessible height and length counter.	\$500
Main Entrance						
Corridor						
Toilet Room						
Signs						
					Total	\$12,950




Accessible Parking




Exterior Entrance Route



Main Entrance



Service Counter / Lobby



Interior Route



Kitchen



Men's Toilet Room Entrance



Men's Toilet Room Sinks



Men's Toilet Room



Men's Toilet Room Accessible Stall



Women's Toilet Room Entrance



Women's Toilet Room Sink / Route

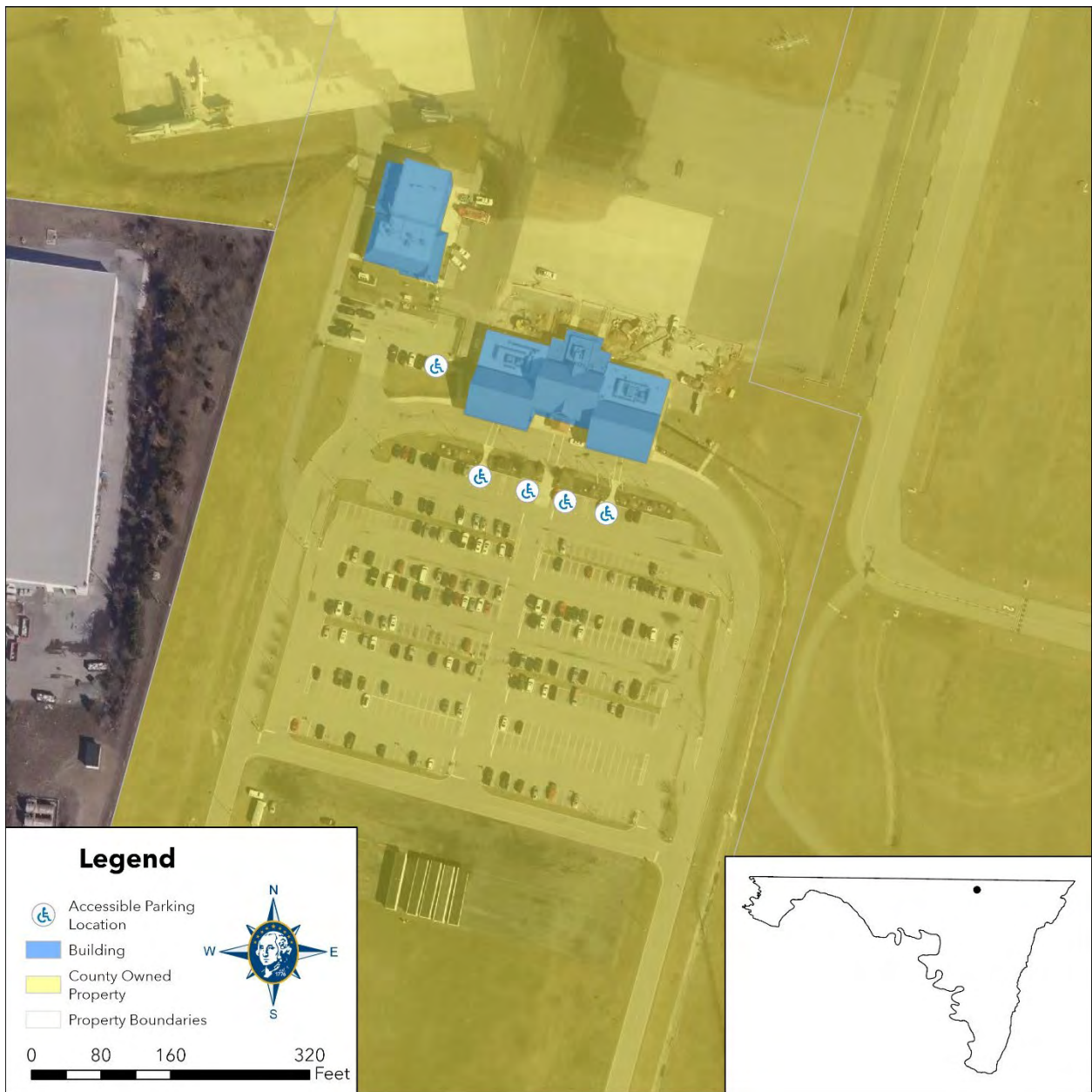


Women's Toilet Room Accessible Stall



# Hagerstown Regional Airport


18343 Showalter Road  
Hagerstown, MD 21742





Washington County Government						
Accessibility Assessment						
Buildings / Facilities						
Hagerstown Regional Airport 18434 Showalter Rd, Hagerstown, MD 21742						
Room / Space	Priority	Key Note	Accessibility Deficiency	ADA Code Reference	Recommendation	Cost
Parking	4H	S-2, S-9, S-10	Parking space and van accessible aisle do not total a minimum 16'/192", accessible aisle is 60"(compliant) however parking space is 128" (132" minimum). Access aisles are not marked as to discourage parking in them. Cross slope at parking space is more than the minimum 2.08% (2.8%). Signs do not read "van accessible" at van accessible spaces.	502.2, 502.3.3, 502.4, 502.6	Repaint accessible parking area to ensure that van accessible spaces are at compliant size. Add signage designating "van accessible" spaces and to discourage parking in access aisles. When parking lot is repaved, make sure that it is within compliant slope.	\$500
Exterior Accessible Route	4H	S-3	Route has a running slope steeper than 5.0% (6.3%).	206		Included in Main Entrance Cost*
Curb Ramps						
Main Entrance	4H	A-3	Clear floor space in exterior maneuvering area exceeds 2.08% (6.3%).	404.2.4.4	Repave or orienting level ground area at exterior maneuvering area of entrance.	\$15,000
Interior Accessible Route						
Ramps						
Elevators						
Signs						
Controls						
Fire Alarm Systems						
Seating						
Benches						
Men's Toilet Room						
Toilet Room - Accessible Route	9L	A-9	Toilet room is not marked with international symbol of accessibility.	703	Replace signs with signs that include the International Symbol of Accessibility.	\$10
Soap Dispensers and Hand Dryers						
Water Closets	7M	A-24, A-25	Center line of water closet is more than 18" from sidewall (19"). Side grab bar is mounted higher than 36" from floor (36.5"). Less than 12" of clearance above side grab bar (2.5"). Rear grab bar does not extend at least 24" to open side of water closet (20").	604.2, 609.4, 609.3, 604.5.2	Relocate toilet to compliant distance in reference to side wall. Relocate grab bars to compliant locations.	\$850
Toilet Compartment (Stalls)						
Women's Toilet Room						
Toilet Room - Accessible Route	9L	A-9	Toilet room is not marked with international symbol of accessibility.	703	Replace signs with signs that include the International Symbol of Accessibility.	\$20
Soap Dispensers and Hand Dryers						
Water Closets	7M	A-24, A-25	Center line of water closet is more than 18" from sidewall (20"). Grab bars are mounted higher than 36" from floor (36.5"). Less than 12" of clearance above side grab bar (9.5"). Rear grab bar does not extend at least 24" to open side of water closet (20").	604.2, 609.4, 609.3, 604.5.2	Relocate toilet to compliant distance in reference to side wall. Relocate grab bars to compliant locations.	\$850

Terminal Men's Toilet Room						
Toilet Room - Accessible Route	9L	A-9	Toilet room is not marked with international symbol of accessibility.	703	Replace signs with signs that include the International Symbol of Accessibility.	\$20
Soap Dispensers and Hand Dryers						
Water Closets	7M	A-24	Toilet seat is higher than 19" above floor (20"). Grab bars are mounted higher than 36" from floor (37").	604.2, 609.4	Replace toilet seat to that top of seat is at complaint height from floor. Relocate grab bars at compliant height from floor.	\$30
Toilet Compartment (Stalls)						
Terminal Women's Toilet Room						
Toilet Room - Accessible Route	9L	A-9	Toilet room is not marked with international symbol of accessibility.	703	Replace signs with signs that include the international symbol of accessibility.	\$20
Soap Dispensers and Hand Dryers						
Water Closets	9L	A-24	Grab bars are mounted higher than 36" from floor (37").	609.4	Relocate grab bars at compliant height from floor.	\$0
Toilet Compartment (Stalls)						
Drinking Fountain						
Service Counters						
Total						\$17,300



Accessible Parking




Accessible Parking




Exterior Entrance Route




Main Entrance




Main Entrance Interior



Interior Access Route (West)



Interior Access Route (East)



Interior Access Route (to terminal)



Women's Toilet Room Entrance



Women's Toilet Room Entrance Route



Women's Toilet Room Sinks



Women's Toilet Room Accessible Water Closet / Stall



Men's Toilet Room Entrance



Men's Toilet Room Entrance Route




Men's Toilet Room Sinks



Men's Toilet Room Accessible Water Closet / Stall




Terminal Women's Toilet Room Entrance



Terminal Women's Toilet Room Sinks



Terminal Women's Toilet Room  
Accessible Water Closet / Stall



Terminal Men's Toilet Room Entrance



Terminal Men's Toilet Room Sinks



Terminal Men's Toilet Room Entrance  
Route



Terminal Men's Toilet Room Accessible  
Water Closet / Stall



Drinking Fountain (Terminal Area)



Alternate Accessible Parking Area



Curb Ramp at Road Crossing



Center Crossing Section



Curb Ramp at Access Aisle

Washington County Government						
Accessibility Assessment						
Buildings / Facilities						
Hagerstown Regional Airport - Fire & Rescue 18434 Showalter Rd, Hagerstown, MD 21742						
Room / Space	Priority	Key Note	Accessibility Deficiency	ADA Code Reference	Recommendation	Cost
Parking						
Exterior Accessible Route						
Curb Ramps						
Main Entrance						
Interior Accessible Route						
Ramps						
Elevators						
Signs						
Controls						
Fire Alarm Systems						
Seating						
Benches						
Men's Toilet Room						
Toilet Room - Accessible Route	9L	A-27	Coat hook is higher than 48" above the floor (53.5").	603.4	Relocate coat hook to compliant height.	\$0
Soap Dispensers and Hand Dryers	9L	A-24	Operable parts of hand towel dispenser are higher than the 48" maximum height (51.5").	606.1	Relocate hand towel dispenser to compliant complaint height.	\$0
Water Closets	9L	A-24, A-25	Grab bars are mounted higher than 36" from floor (37").	609.4	Relocate grab bars to compliant height.	\$0
Toilet Compartment (Stalls)						
Women's Toilet Room						
Toilet Room - Accessible Route	9L	A-27	Coat hook is higher than 48" above the floor (54").	603.4	Relocate coat hook to compliant height.	\$0
Soap Dispensers and Hand Dryers	9L	A-24	Operable parts of hand towel dispenser are higher than the 48" maximum height (52").	606.1	Relocate hand towel dispenser to compliant complaint height.	\$0
Water Closets	9L	A-24, A-25	Grab bars are mounted higher than 36" from floor (37").	609.4	Relocate grab bars to compliant height.	\$0
Toilet Compartment (Stalls)						
Drinking Fountain						
Service Counters						
					Total	\$0



## Airport Fire & Rescue Building



Main Entrance



Main Entrance Interior



Interior Access Route



Men's Toilet Room Entrance



Men's Toilet Room Interior



Men's Toilet Room Sink



Men's Toilet Room Accessible Water Closet / Stall



Women's Toilet Room Entrance



Women's Toilet Room Interior



Women's Toilet Room Sink



Women's Toilet Room Accessible Water Closet / Stall



Drinking Fountain



# Washington County Board of Elections

17718 Virginia Avenue  
Hagerstown, MD 21740



Washington County Government						
Accessibility Assessment						
Buildings / Facilities						
Washington County Board of Elections						
17718 Virginia Avenue, Hagerstown, MD 21740						
Room / Space	Priority	Key Note	Accessibility Deficiency	ADA Code Reference	Recommendation	Cost
Parking						
Exterior Accessible Route						
Curb Ramps						
Main Entrance						
Interior Accessible Route						
Ramps						
Elevators						
Signs	5M	A-9	There are no signs throughout building (with exception of restrooms which have signs on doors without raised characters and braille) designating permanent rooms and spaces that are not likely to change over time.	216	Install signage with contrasting raised characters and braille on latch side of door at compliant height at entrances to permanently designated rooms.	\$150
Controls						
Fire Alarm Systems						
Seating						
Benches						
Men's Toilet Room - Front Section of Building						
Toilet Room - Accessible Route						
Soap Dispensers and Hand Dryers						
Water Closets						
Toilet Compartment (Stalls)						
Women's Toilet Room - Front Section of Building						
Toilet Room - Accessible Route						
Soap Dispensers and Hand Dryers						
Water Closets						
Toilet Compartment (Stalls)						
Men's Toilet Room - Rear Section of Building						
Toilet Room - Accessible Route	7M	A-9, A-11, A-28	Sign is not mounted on latch side of the door. Baseline of lowest character on sign is less than 48" above floor (47"). Door requires greater than 5 lbs of force to open. Bottom edge of mirror is greater than 40" above floor (41").		216.8, 703.4.1, 404.2.9, 603.3	\$100
Soap Dispensers and Hand Dryers						
Water Closets	9L	A-25 Gr	Rear and side wall grab bars are mounted greater than 36" above floor to top of gripping surface. ( 37" & 36.5"). Less than 12" of clearance above side wall grab bar (5.5"). Rear wall grab bar does not extend 24 from the center of water closet to open side (22").		609.4, 609.3, 604.5.2	\$0
Toilet Compartment (Stalls)	9L	A-25 D	Accessible stall door is not self-closing. Door pull are not located on each side of accessible stall door.		604.8.1.2	\$40
Women's Toilet Room - Rear Section of Building						

Toilet Room - Accessible Route	7M	A-9, A-11, A-27	Sign is not mounted on latch side of the door. Baseline of lowest character on sign is less than 48" above floor (47"). Door requires greater than 5 lbs of force to open. No coat hook present.		216.8, 703.4.1, 404.2.9, 603.4	\$100
Soap Dispensers and Hand Dryers						
Water Closets	9L	A-25 Gr	Rear and side wall grab bars are mounted greater than 36" above floor to top of gripping surface. (37.5" & 37"). Less than 12" of clearance above side wall grab bar (5"). Rear wall grab bar does not extend 24 from the center of water closet to open side (22").		609.4, 609.3, 604.5.2	\$0
Toilet Compartment (Stalls)	9L	A-25 D	Accessible stall door is not self-closing. Door pull are not located on each side of accessible stall door. No lock or operable parts on stall door present.		604.8.1.2	\$40
Drinking Fountain						
Service Counters						
					Total	\$430




Accessible Parking



Accessible Parking Signage




Main Entrance



Interior Accessible Route




Entrance to Lobby



Service Counter



Front Men's Toilet Room Entrance




Front Men's Toilet Room Interior



Front Men's Toilet Room Sinks



Front Men's Toilet Accessible Stall



Front Women's Toilet Room Entrance



Front Women's Toilet Room Sinks





Rear Men's Toilet Room Entrance



Rear Men's Toilet Room Interior



Rear Men's Toilet Room Accessible Stall



Rear Women's Toilet Room Entrance



Rear Women's Toilet Room Interior




Rear Women's Toilet Room Sink



Rear Women's Toilet Room Accessible Stall



Front Drinking Fountains

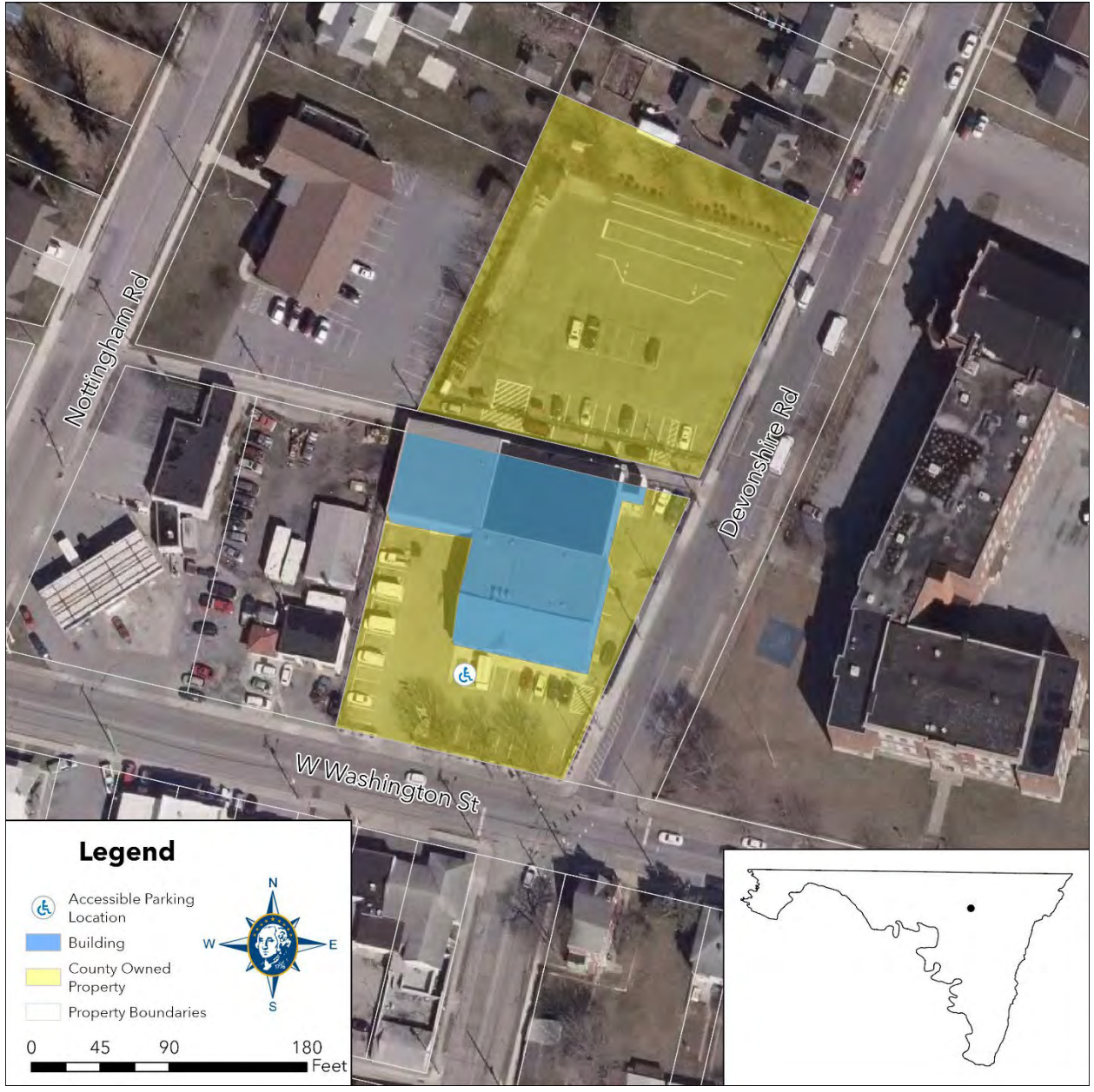


Building Control Panel



# Washington County Transit Building

1000 West Washington Street  
Hagerstown, MD 21740



Accessible Parking



Curb Ramp

Washington County Government						
Accessibility Assessment						
Buildings / Facilities						
County Commuter Transit Building						
1000 West Washington Street, Hagerstown, MD 21740						
Room / Space	Priority	Key Note	Accessibility Deficiency	ADA Code Reference	Recommendation	Cost
Parking	6M	S-9	Access aisles are not marked to discourage parking. Existing signs not a correct height. Signage does not say "Van Accessible".	502.6	Install new signs and relocate existing signs to compliant height.	\$100
Exterior Accessible Route						
Curb Ramps	2H	A-7	Level landing at top of curb ramp is not at least 60" x 60".	304	Extend curb ramp out into accessible aisle to create 60" x 60" landing space	\$15,000
Main Entrance	7M	A-1	Door threshold is greater than .25" (1")	404.2.5	Replace the door threshold.	\$250
Interior Accessible Route	7M	A-1	Door threshold is greater than .25" (1")	404.2.5	Replace the door threshold.	\$250
Ramps						
Elevators						
Signs	5M	S-9	Signs do not have raised characters and braille. Some signs are mounted on doors and not on the wall on the latch side of door.	703	Replace signs that do not have raised characters or braille as needed and relocate signs to latch side of door. (Approx 35 new signs)	\$450
Controls	5M	E-1	Operable parts are higher than 48" (50.5")	309.3	Relocate control operables to within accessible reach.	\$15,000
Fire Alarm Systems		E-2	Fire Alarm System does not have flashing lights	702	Replace fire alarm systems to have both flashing lights and audible signals.	\$1,000
Seating						
Benches						
Toilet Room - Accessible Route	7M	S-9, A-21, P-6, A-27	Sign not mounted on the wall on the latch side of the door (on door). Door is equipped with hardware that requires tight grasping, pinching, or twisting of the wrist to operate. Pipes below lavatory are not insulated or configured to protect against contact. Coat hook is greater than 48" above the ground (68").	703, 404.2.7, 606.5, 604.8.3	Relocate sign to wall on latch side of the door. Replace door hardware. Provide pipe wrap. Relocate coat hook to compliant height.	\$800
Soap Dispensers and Hand Dryers	9L	A-25	Operable parts of hand dryer / towel dispenser are out of designated operable ranges. More than 48" above floor (53.5")	308.2.1	Relocate Hand Dryer / Towel Dispenser to location within accessible reach.	\$0
Water Closets	7M	A-25	Height of water closet greater than 19" above floor (20") Grab bar does not extend 24" to open side of toilet (19")	604.9, 609.4	Replace or lower water closet seat so that it has a compliant height. Replace rear grab bar with longer bar to extend to compliancy.	\$60
Toilet Compartment (Stalls)						
Drinking Fountain						
Service Counters	6M	A-14	Service Counter is more than 36" above the floor. (41.5")	904.4.1	Restructure current Service Counter.	\$1,500
						\$34,410



Main Entrance



Service Counter



Toilet Room Entrance



Toilet Room Sink



Toilet Room Water Closet



Main Entrance Door Closing Hardware & Fire Alarm



Drinking Fountain



# Forty West Landfill Office Building

12630 Earth Care Road  
Hagerstown, MD 21740





Washington County Government						
Accessibility Assessment						
Buildings / Facilities						
Landfill Office						
12630 Earth Care Road, Hagerstown, MD 21740						
Room / Space	Priority	Key Note	Accessibility Deficiency	ADA Code Reference	Recommendation	Cost
Parking	6M	S-2	No markings so as to discourage parking in access aisle.	502.3.3	Install sign to discourage parking in access aisle.	\$100
Exterior Accessible Route						
Curb Ramps						
Main Entrance	11L	A-2	Interior Door of two-door entrance has a closing speed that is faster than 5 seconds from 90 to 12 degrees.	404.2.8	Adjust door closing mechanism to a compliant speed.	\$0
Interior Accessible Route	6M	A-13, A-2	Multiple objects protruding more than 4" into path. Interior Door of two-door entrance has a closing speed that is faster than 5 seconds from 90 to 12 degrees.	307.2, 404.2.8	Relocate protruding objects outside of accessible route. Adjust door closing mechanism to a compliant speed.	\$0
Ramps						
Elevators						
Signs	5M	A-9	There is no signage in public access areas in the building with the exception of bathroom signs that are compliant.	703.1	Approx. 9 signs need to be installed.	\$150
Controls						
Fire Alarm Systems						
Seating						
Benches						
Men's Toilet Room						
Toilet Room - Accessible Route	9L	P-6, A-23	Pipes are not insulated or configured as to protect against contact. Less than 30" x 48" (30" x 37") of clear floor space for forward approach to lavatory (due to shelving).	606.5, 305.7	Provide pipe wraps. Remove objects intruding in to forward approach to laboratory.	\$30
Soap Dispensers and Hand Dryers	6M	A-25	No formal soap dispenser installed. Hand towel dispensers above 44" (48").	308.2.2	Install soap dispenser and relocate hand towel dispenser to compliant location.	\$30
Water Closets	6M	A-24	Clearance around water closet does not meet 56" x 60" (54" x 57"). No grab bar mounted on rear wall. Toilet paper dispenser is not in working order.	604.3, 604.5.2, 604.7	Relocate protruding objects in water closet clearance. Install new toilet paper dispenser and rear grab bar at compliant locations.	\$120
Toilet Compartment (Stalls)						
Women's Toilet Room						
Toilet Room - Accessible Route	9L	P-6, A-23	Pipes are not insulated or configured as to protect against contact.	606.5, 305.7	Provide pipe wraps.	\$30
Soap Dispensers and Hand Dryers	9L	A-25	Soap dispenser is more than 44" above floor (47"). Hand towel dispenser more than 44" above floor (48").	308.2.2	Install soap dispensers and relocate hand towel dispensers to compliant location.	\$0
Water Closets	9L	A-24	Toilet paper dispenser less than 7" from front of water closet (3").	604.7	Relocate toilet paper dispenser to compliant location.	\$0
Toilet Compartment (Stalls)						
Drinking Fountain						

Service Counters	6M	A-14	Service Counter height is above 36" (42").	904.4.1	Install at least 36" long and 36" height portion of service desk.	\$2,000
					Total	\$2,460



Accessible Parking




Exterior Entrance Route




Main Entrance



Main Entrance - Interior Door



Service Counter



Toilet Room Entrances



Women's Toilet Room Sink



Women's Toilet Room Hand Dryer



Women's Toilet Room Water Closet



Men's Toilet Room Sink



Men's Toilet Room Hand Dryer

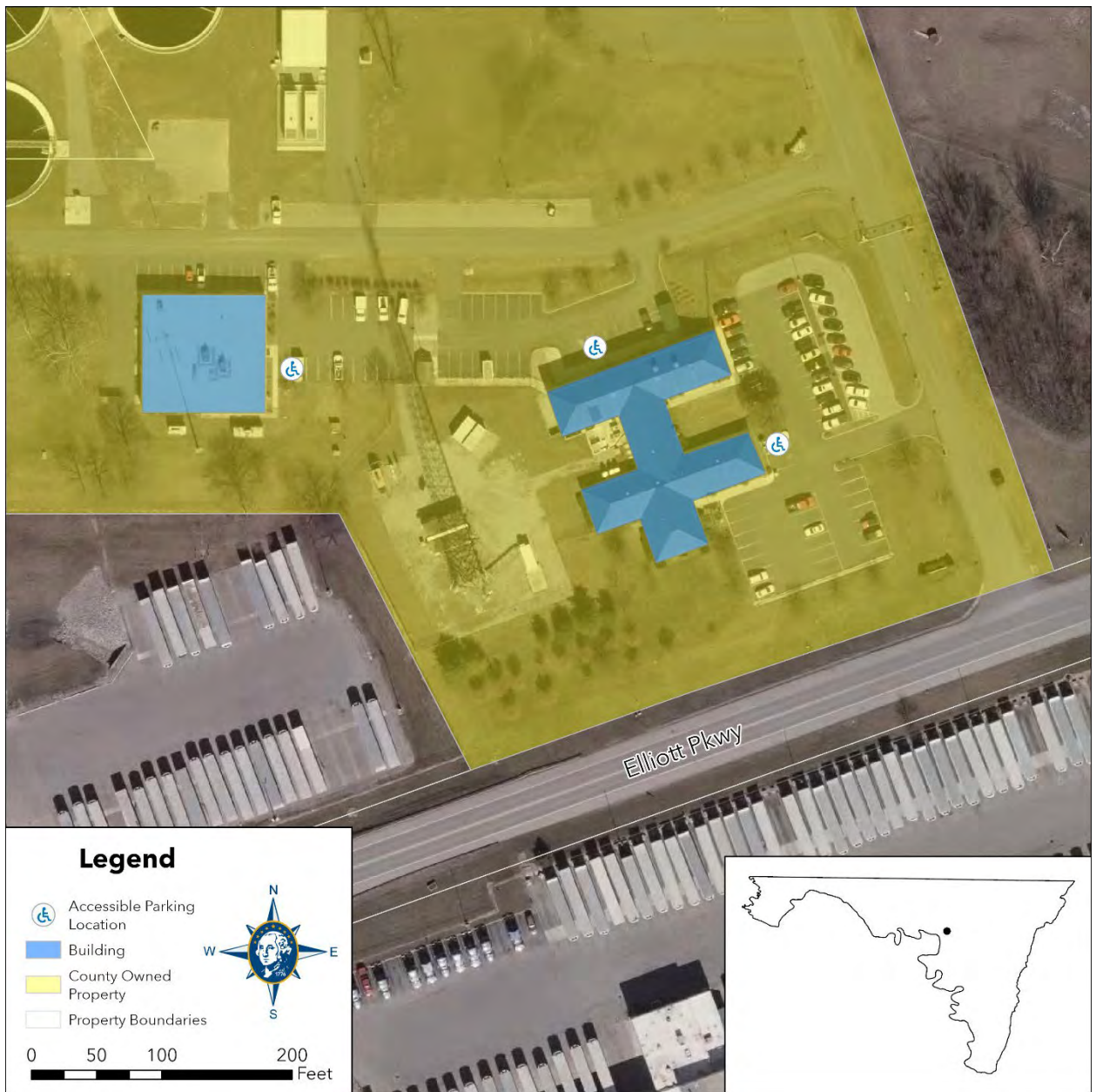


Men's Toilet Room Water Closet



# Washington County Water Quality & Environmental Management

16232 Elliott Parkway  
Williamsport, MD 21795



Washington County Government						
Accessibility Assessment						
Buildings / Facilities						
Washington County Water Quality / Emergency Services Building						
16232 Elliott Parkway, Williamsport, MD 21795						
Room / Space	Priority	Key Note	Accessibility Deficiency	ADA Code Reference	Recommendation	Cost
Bottom Entrance						
Parking	4H	S-9, S-2	Inadequate Signage. Access aisles are not marked to discourage parking. Running slope exceeds 2.08% (6.3%). Existing signs not a correct height. Signage does not say "Van Accessible".	502.3.3, 302, 502.6	Install new signs and replace existing signs in compliant locations.	\$100
Exterior Accessible Route						
Curb Ramps						
Main Entrance	7M	S-9, A-2	Not all accessible entrances have signs indicating the nearest accessible entrance. Door takes more than 5 seconds to close from 90 to 12 degrees	216.6, 404.2.8	Install signs at inaccessible entrances indicating the nearest accessible entrance. Adjust door hardware so that closing speed is compliant.	\$75
Interior Accessible Route	7M	A-2	Door takes long than 5 seconds to close from 90 to 12 degrees	404.2.8	Adjust door hardware so that closing speed is compliant.	\$0
Ramps						
Elevators						
Signs						
Controls						
Fire Alarm Systems						
Seating						
Benches						
Men's Bottom Floor Toilet Room						
Toilet Room - Accessible Route						
Soap Dispensers and Hand Dryers						



Water Closets	7M	A-25	Height of toilet seat is greater than 19" (19.5"). Both side (36.5") and rear (37") grab bars top of surface is greater than 36" from floor. Flush control is not on open side of water closet. Toilet paper dispenser is located less than 7" from the front of the water closet (0").	604.4, 609.4, 604.6, 604.7	Replace toilet seat to seat that allows for compliant height. Relocate grab bars to location at compliant height. Relocate flush control to open side of water closet. Relocate toilet paper dispenser to location compliant in reference to water closet location.	\$75
Toilet Compartment (Stalls)						
Women's Bottom Floor Toilet Room						
Toilet Room - Accessible Route	9L	A-9	Non-permanent cabinet is located in front of sign designating the room as an accessible toilet room.	216	Relocate cabinet so that it does not block access to signage.	\$0
Soap Dispensers and Hand Dryers						
Water Closets	9L	A-25	Both side (37") and rear (37") grab bars top of surface is greater than 36" from floor. Toilet paper dispenser is located less than 7" from the front of the water closet (0").	609.4, 604.7	Relocate grab bars to location at compliant height. Relocate toilet paper dispenser to location compliant in reference to water closet location.	\$50
Toilet Compartment (Stalls)						
Drinking Fountain						
Service Counters	6M	A-14	Lowest point of counter is higher than 36" above the floor (42"). Service Counter is not 36" long.	904.4.1	Reorient service counter (service window) so that there is a portion 36" in height that is 36" in length.	\$2,000
Top Entrance						
Parking	4H	S-2	Inadequate number or accessible parking spaces provided. No signage that identifies or discourages parking in access aisle. Signage is not a minimum 60" above ground (49.5"). No accessible spaces are identified as "van accessible".	208.2, 502.3.3, 502.6	Add accessible parking spaces. Add signage identifying a space as "van accessible" and access aisle and discouraging parking in access aisle. Install signage at least 60" above ground.	\$300

Exterior Accessible Route	4H	S-3	Cross slope of exterior entrance route exceeds 2.08% (2.3%).	403.3	Level out concrete on exterior accessible route so that cross slope is less than 2.08%.	\$2,500
Curb Ramps	12L		No inefficiencies*		Recommendation: install detectible warning surface.	\$300
Main Entrance	6M	A-1, A-2	Door entrance between hardware and doorframe is less than 32" wide (30"). Door closing speed is too fast.	404.2.3, 404.2.8	Replace main entrance door fixture with compliant width door. Adjust door closing speed to compliant speed.	\$10,000
Interior Accessible Route	11L	A-2	Door closing speed is too fast.	404.2.8	Adjust door hardware so that closing speed is compliant.	\$0
Ramps	2H	A-7, S-8	Ramp rise is higher than 6 inches and handrails are not on both sides. Handrail less than 34" inches from the ground (33.5") Surface of ramp does not extend at least 12" beyond the inside face of the handrail (4.5-5").	405.8, 505.4, 505.10	Install new handrails on both side of ramp at least 34" in height and allowing surface of ramp to extend at least 12" beyond the inside face of the handrail.	\$7,000
Elevators						
Signs	5M	A-9	No signage designating permanent rooms and spaces not likely to change over time.	216 / 703	Install signage with raised braille characters in compliant locations throughout building designating permanent rooms and spaces not likely to change over time.	\$500
Controls	6M	E-1	Light controls are located outside of 48" accessible reach from floor. (50").	308.2.1	Relocate controls throughout building to locations within accessible reach range.	\$20,000
Fire Alarm Systems						
Seating						
Benches						
Men's & Women's Lobby Toilet Rooms						
Toilet Room - Accessible Route	11L	A-9	These toilet rooms are not designated as accessible, but they do not have signage that give directions to the accessible toilet room.	216.3	Install signage at these toilet room that gives directions to the accessible toilet room.	\$40
Single Use Toilet Room						

Toilet Room - Accessible Route	7M	A-9, A-11	Sign does not have raised characters or braille and is not located on latch side of door (on door). There is less than 60" of maneuvering clearance depth (59").	216 / 703	Add signage to latch side of door with raised characters and braille at compliant height.	\$20
Soap Dispensers and Hand Dryers	7M	A-24	No soap dispenser present.	606.1	Install soap dispenser within accessible reach.	\$15
Water Closets	7M	A-25	Flush control is not on open side of water closet.	604.6	Reorient toilet fixture / piping to allow for flush control to be on open side of water closet.	\$500
Toilet Compartment (Stalls)						
Drinking Fountain	8M	P-4	Spout outlet is less than 38" above floor (36").	602.4	Install extension to spout to allow for 38" in height from floor.	\$50
Service Counters	6M	A-14	Section of service counter under 36" in height is not 36" in length (29.5"). Less than 48" of clear floor space on parallel approach (41"). Less than 27" of clearance to floor from the bottom of the counter (26.5").	904.4	Replace (or remove) service counter. (not currently in use)	\$8,000
					Total	\$51,525

Main Building - Top Floor



Accessible Parking (Main Entrance)



Curb Ramp



Accessible Parking (Alternate Entrance)



Ramp / Alternate Entrance



Drinking Fountain



Service Counter




Accessible Toilet Room Water Closet



Accessible Toilet Room Sink


Main Building - Bottom Floor



Accessible Parking



Exterior Entrance Route



Men's Toilet Room Entrance



Men's Toilet Room



Women's Toilet Room Entrance



Women's Toilet Room Sink



Women's Toilet Room Water Closet

Washington County Government						
Accessibility Assessment						
Buildings / Facilities						
Elliott Parkway Collections Building						
16232 Elliott Parkway, Williamsport, MD 21795						
Room / Space	Priority	Key Note	Accessibility Deficiency	ADA Code Reference	Recommendation	Cost
Parking	2H	S-2, S-9	Inadequate Signage. Parking spot is not a minimum 8' (7.79') wide to designate it as a "van accessible" spot. Access aisles are not marked to discourage parking. Cross slope of accessible parking space is greater than 2.08% (3.1%). Signage does not have the international sign of accessibility nor does it say "Van Accessible".	502.1, 502.2, 503.3.3, 502.4, 502.6	Install new signage at compliant heights, repaint parking spaces and access aisles at compliant width.	\$150
Exterior Accessible Route						
Curb Ramps						
Main Entrance	7M	A-1	Door threshold is too high (.5").	404.2.5	Replace door threshold.	\$250
Interior Accessible Route						
Ramps						
Elevators						
Signs	5M	A-9	Signs designating permanent rooms/spaces not likely to change over time do not have raised characters or braille.	703	Replace/install signage with raised braille characters in compliant locations designating permanent rooms/spaces not likely to change over time throughout building.	\$400
Controls	6M	M-1, E-1	Operable parts of security control panel are higher than 48" accessible reach (52").	308.2	Relocate security control panel to within accessible reach.	\$200
Fire Alarm Systems						
Seating						
Men's Toilet Room / Locker Room						
Benches	7M	A-18	Bench is less than 20" deep (9"). Bench does not have back support and it is not affixed to a wall.	903.3, 903.4	Replace bench with compliant bench with back support or ability to be affixed to wall.	\$400




Toilet Room - Accessible Route	7M	A-9, A-28, P-6, A-27	Room signage is not mounted on latch-side of door and does not have braille or raised characters. Mirror is mounted above minimum 40" (49"). Pipes below lavatory are not insulated or configured to protect against contact. Coat hook is higher than 48" above floor (68").	703, 603.3, 606.5, 404.2.5	Install new compliant signage on latch side of wall. Install mirrors at compliant height above lavatory. Insulate pipes under lavatory to protect against contact. Relocate coat hook at compliant height.	\$75
Soap Dispensers and Hand Dryers						
Water Closets	6M	A-25	Stall does not allow 60" of clearance from side wall around water closet (48"). Toilet paper dispenser is located less than 7" from front of water closet (0").	604.3.1, 604.7	Remove toilet in next stall (if needed) and create one stall that it allows for compliant clearance from side wall around water closet. Relocate toilet paper dispenser to compliant location in reference to water closet.	\$400
Toilet Compartment (Stalls)	6M	A-20, A-21, A-24	Door is not self-closing. Pulls are not located on both sides of door and lock requires tight grasping to operate. Compartment is not 60" wide (48").	604.8.1.2, 604.8.1.1	Install self-closing door hinges, pulls on both sides of door, and a lock that does not require tight grasping, pinching, or twisting of the wrist.	\$65
Women's Toilet Room / Locker Room						
Benches	7M	A-18	Bench is less than 20" deep (9"). Bench does not have back support and is not affixed to a wall.	903.3, 903.4	Replace bench with compliant bench that has back support or can be affixed to wall.	\$400
Toilet Room - Accessible Route	7M	A-9, P-6, A-27	Room signage is not mounted on latch-side of door and does not have braille or raised characters. Pipes below lavatory are not insulated or configured to protect against contact. Coat hook is higher than 48" above floor (69").	703, 603.3, 606.5, 404.2.5	Install new compliant signage on latch side of wall. Insulate pipes under lavatory to protect against contact. Relocate coat hook at compliant height.	\$50
Soap Dispensers and Hand Dryers						

Water Closets	6M	A-25	Stall does not allow 60" of clearance from side wall around water closet (48"). Flush is not on open side of water closet. Toilet paper dispenser is located less than 7" from front of water closet (0").	604.3.1, 604.6, 604.7	Remove toilet in next stall to create one compliant stall that it allows for compliant clearance from side wall around water closet. Reorient flush to be on open side of water closet. Relocate toilet paper dispenser to compliant location in reference to water closet.	\$500
Toilet Compartment (Stalls)	6M	A-20, A-21, A-24	Door is not self-closing. Pulls are not located on both sides of door and lock requires tight grasping to operate. Compartment is not 60" wide (48").	604.8.1.2, 604.8.1.1	Install self-closing door hinges, pulls on both sides of door and a lock that does not require tight grasping, pinching, or twisting of the wrist.	\$65
Drinking Fountain						
Service Counters						
					Total	\$1,875

Lab Building




Accessible Parking



Main Entrance



Main Entrance Interior




Toilet / Locker Room Entrances




Women's Toilet / Locker Room Entrance



Women's Toilet / Locker Room Sink



Women's Toilet / Locker Room  
Accessible Water Closet / Stall



Women's Toilet / Locker Room




Men's Toilet / Locker Room Entrance




Men's Toilet / Locker Room Sinks



Men's Toilet / Locker Room



Men's Toilet / Locker Room Interior



Men's Toilet / Locker Room Accessible  
Water Closet / Stall



Drinking Fountain



# Dwyer Center

116 West Baltimore Street  
Hagerstown, MD 21740



Washington County Government						
Accessibility Assessment						
Buildings / Facilities						
Dwyer Center						
116 West Baltimore Street, Hagerstown, MD 21740						
Room / Space	Priority	Key Note	Accessibility Deficiency	ADA Code Reference	Recommendation	Cost
Parking	2H	S-2, S-9	Parking Lot (approx. 30 spaces) is not marked. No handicap or van accessible spaces are adequately marked and no signage for handicap spaces is present.	502	Paint parking lot identify space closest to accessible route as handicap/van accessible with space and aisle totaling 16' wide. Have handicap signage installed at space and aisle at compliant height.	\$900
Exterior Accessible Route	2H	S-3	Running Slope too steep at certain points (6.3%)	403.3	Level pavement near water drainage point	\$600
Curb Ramps	2H	S-7	Running slop of Curb Ramp too steep (14.9%)	406.2	Alter curb ramp to compliancy	\$5,000
Main Entrance	7M	S-1, S-9	No handicap signage at main entrance. (Also no sign indicating accessible route at non-accessible entrances) Door Closing Speed is too fast.	206, 404.2.8	Adjust door closing speed and install handicap signage at building entrances	\$100
Interior Accessible Route	7M	A-13, A-12	Furniture Configuration in accessible route does not allow for that is at least 36" wide. Door closing speed is too fast.	403.5, 404.2.8	Reconfigure furniture to allow 36" wide continuous accessible route. Adjust door closing speed to compliant speed.	\$0
Ramps						
Elevators						
Signs	5M	S-9	There are no signs designating permanent rooms throughout the building	703	Install compliant signs designating permanent rooms throughout building.	\$500
Controls	6M	M-1	Controls are higher than 48" above floor. (49.5")	309.3	Relocate control operables to within accessible reach.	\$10,000
Fire Alarm Systems	6M	E-1	Controls are higher than 48" above floor. (64")	308.3	Relocate control operables to within accessible reach.	\$5,000
Seating						
Benches						
Men's Toilet Room						
Toilet Room - Accessible Route	6M	S-9, A-10, A-11, A-19, A-28, P-5, P-6	Sign is not on latch side of door (on door) and does not have raised characters and braille and its lowest character is more than 60" above floor (66"). The door is less than 32" wide (30.5") when open at 90 degree. Clear path to fixtures less than 36" (32"). Not adequate 60" x 60" turning area. Mirror more than 40" above ground (48"). Clear space on approach to lavatory not 48" long (43"). Less than 17" of clear floor space under lavatory (8"). Pipes are not insulated or configured to protect against contact. Faucet requires tight grasping to operate.	703, 404, 206, 304.3, 305.3, 306.2.2, 606.4	Install compliant sign on latch side of door. Renovate restroom to meet ADA accessibility requirements.	\$20,000



Soap Dispensers and Hand Dryers	7M	A-23, A-25	Soap dispenser operable parts are more than 44" above the floor (50"). Hand Dryer operable parts are more than 44" above the floor (47"). Lavatory more than 48" above floor (50").	308.2.2, 606.3	Relocate soap dispenser and hand dryer to accessible reach. Lower sink to accessible height.	\$250	
Water Closets	6M	A-24	No grab bars present. Height of water closet is less than 17" at top of seat (16"). Toilet paper dispensers are less than 7" in front of water closet (1").	609.1, 604.4, 604.8.2, 604.7	Replace toilets with toilets that have accessible seat height and flush to open side of water closet. Relocate toilet paper dispensers to 7" in front of water closet.	\$350	
Toilet Compartment (Stalls)							
Women's Toilet Room							
Toilet Room - Accessible Route	6M	S-9, A-10, A-11, A-19, A-28, P-5, P-6	Sign is not on latch side of door and does not have raised characters and braille and its lowest character is more than 60" above floor (66"). The door is less than 32" wide (30.5") when open at 90 degrees. Clear path to fixtures is less than 36" (32"). Not adequate 60" x 60" turning area. Mirror is more than 40" above ground (48"). Clear space on approach to lavatory is not 48" long (43.5"). Less than 17" of clear floor space under lavatory (8"). Pipes are not insulated or configured to protect against contact. Faucet requires tight grasping to operate.	703, 404, 206, 304.3, 305.3, 306.2.2, 606.4	Install compliant sign on latch side of door. Renovate restroom to meet ADA accessibility requirements.	\$20,000	
Soap Dispensers and Hand Dryers	7M	A-23, A-25	Soap dispenser operable parts are more than 44" above the floor (50"). Hand Dryer operable parts are more than 44" above the floor (47"). Lavatory more than 48" above floor (50").	308.2.2, 606.3	Relocate soap dispenser and hand dryer to accessible reach. Lower sink if possible to accessible height.	\$250	
Water Closets	6M	A-24	No grab bars present. Height of water closet is less than 17" at top of seat (16"). Flush control for the toilet is not on the open side of water closet. Toilet paper dispensers are less than 7" in front of water closet (1").	609.1, 604.4, 604.6, 604.8.2, 604.7	Replace toilets that have accessible seat height and flush to open side of water closet. Relocate toilet paper dispensers to 7" in front of water closet.	\$350	
Toilet Compartment (Stalls)							
Drinking Fountain	8M	S-14	More than 25" of clear floor space under drinking fountain (27"). Spout outlet is lower than 38" above the floor (35.5"). Spout outlet is less than 15" from the rear of the drinking fountain (7.5").	602.2, 602.4, 602.5	Replace drinking fountain with compliant drinking fountain. Alternatively, remove this drinking fountain.	\$1,200	
Service Counters	7M	A-14	No clear floor space under counter (shelves).	305	Replace wooden shelves under window with ADA complaint countertop.	\$200	
						Total	\$64,700



Accessible Parking Location



Parking Lot



Exterior Entrance Route



Curb Ramp



Exterior Entrance Route



Main Entrance



Main Entrance Interior



Service Counter



Lobby



Drinking Fountain



Men's Toilet Room Entrance



Men's Toilet Room Sink



Men's Toilet Room Water Closet



Women's Toilet Room Entrance



Women's Toilet Room Sink

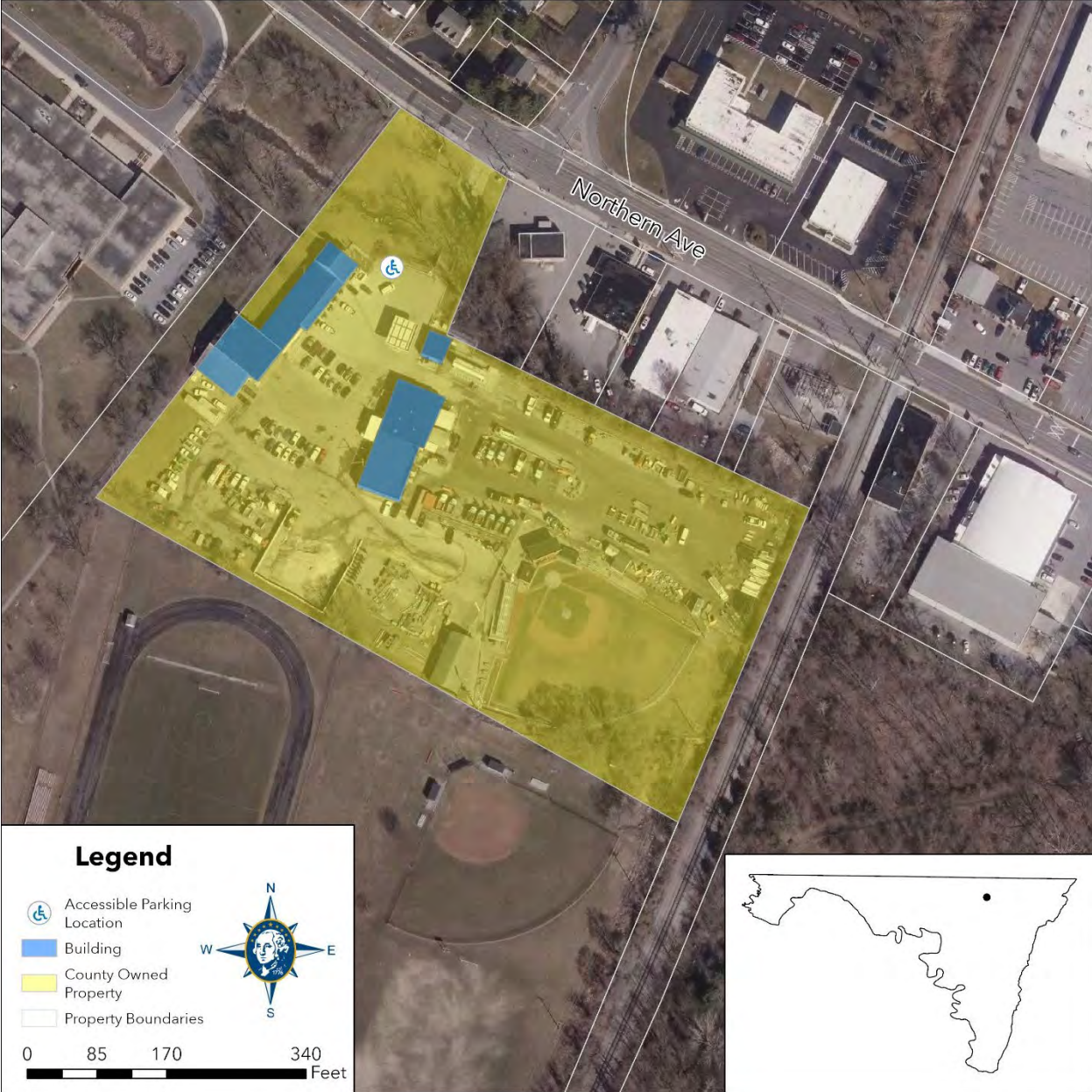


Women's Toilet Room Water Closet



# Washington County Central Section Highways Building

601 Northern Avenue  
Hagerstown, MD 21742



Washington County Government						
Accessibility Assessment						
Buildings / Facilities						
Central Section Highways Building 601 Northern Avenue, Hagerstown, MD 21742						
Room / Space	Priority	Key Note	Accessibility Deficiency	ADA Code Reference	Recommendation	Cost
Parking	2H	S-2, S-9	No handicap or van accessible spaces and access aisles are adequately marked. No signage for access aisle. Signage does not read "van accessible" and is not a minimum 60" above ground (43.5").	502	Have parking lot painted identifying space closest to accessible route as handicap/van accessible with space and aisle totaling 16' wide. Have handicap signage installed at space and aisle at compliant height.	\$150
Exterior Accessible Route						
Curb Ramps						
Main Entrance	4H	A-2, A-9	Inaccessible entrances do not have signage indicating the location of the nearest accessible entrance. Accessible entrance does not have signage indicating entrance as accessible with the "International Symbol of Accessibility". There is less than 18" of maneuverable clearance beyond latch side of door. Door threshold exceeds .75" (1"). Door closing speed is too fast.	216.6, 404.2.4.1, 404.2.5, 404.2.8	Relocate office fixture to allow compliant space beyond latch side of door. Install signage at inaccessible entrance indicating locations of accessible entrances. Replace door threshold. Adjust door closing speed to compliant speed.	\$300
Interior Accessible Route	5M	A-13, A-2	Not all public spaces are on at least one accessible route. Route to Men's Toilet Room has slope that exceeds 5% (9%).	206	TBD*	\$50,000
Ramps	2H	A-7	Top of handrail gripping surface is less than 34" above ramp surface (33.5"). Surface of ramp does not extend a minimum of 12" beyond the inside of face of handrail (3.5"). There is no curb or barrier to prevent the passage of a 4" diameter sphere (18").	505.4, 405.9.1, 405.9.2		\$30,000
Elevators						
Signs	5M	A-9	There are no signs designating permanent rooms throughout the building (Except bathroom which has a non-complaint sign located on door).	216	Install complaint signs for permanent rooms on latch side of door with braille and raised characters.	\$150
Controls	6M	M-1	Controls are higher than 48" above floor. (58")	309.3	Relocate controls to within accessible reach.	\$500
Fire Alarm Systems	1H		No fire alarm system present.			
Seating						
Benches						
Men's Toilet Room						
Toilet Room - Accessible Route	7M	A-22, A-9, A-28, A-27	Route to toilet room is not accessible. Signage does not have raised characters and braille and is not located on latch side of door. Mirror height is greater than 40" above the floor (50"). Coat hook is greater than 48" above floor (71").	206, 216, 603.3, 603.4	Ensure that route to toilet room is accessible. Install complaint signage on latch side of door. Lower mirror too compliant height. Relocate coat hook to compliant location.	\$35

Soap Dispensers and Hand Dryers	9L	A-25	Soap dispenser (57") and hand towel dispenser (55") are located above 48" accessible reach range.	606, 606.1	Install soap dispenser and relocate hand towel dispenser to compliant locations.	\$0
Water Closets	7M	A-24	Flush control is not on open side of water closet. Toilet paper dispenser is greater than 9" from front of water closet (22").	604.6, 604.7	Reorient piping on water closet to allow for flush controls on open side of water closet. Relocate toilet paper dispenser to compliant location.	\$400
Toilet Compartment (Stalls)	7M	A-21, A-25	Stall door is not self-closing. With floor mounted water closet, compartment depth is not a minimum 59" deep (58").	604.8.2.2, 604.8.1.1	Install self-closing door hinges. Reorient or replace stall fixtures to allow for 60" stall depth.	\$300
Women's Toilet Room is not along an accessible route.* - no signage indicating location of other restroom which is a Men's Toilet Room.						
Drinking Fountain						
Service Counters						
					Total	\$81,835





Accessible Parking



Ramp



Ramp Turning Area



Main Entrance




Main Entrance Interior / Lobby / Service Counter



Interior Access Route



Women's Toilet Room



Interior Access Route




Interior Access Route



Men's Toilet Room Entrance



Men's Toilet Room Sink



Men's Toilet Room Accessible Water Closet / Stall



# Washington County Western Section Highways Building

9656 National Pike  
Big Pool, MD 21711



Washington County Government						
Accessibility Assessment						
Buildings / Facilities						
Western Section Highways Building						
9659 National Pike, Big Pool, MD 21711						
Room / Space	Priority	Key Note	Accessibility Deficiency	ADA Code Reference	Recommendation	Cost
Parking	2H	S-2, S-9	No handicap or van accessible spaces are adequately marked and no signage for handicap spaces is present.	502	Have parking lot painted identifying space closest to accessible route as handicap/van accessible with space and aisle totaling 16' wide. Have handicap signage installed at space and aisle at compliant height.	\$150
Exterior Accessible Route						
Curb Ramps						
Main Entrance	7M	A-2, A-9	Not 18" minimum of maneuvering clearance beyond the latch side of door. Door closes faster than 5 seconds from 90 to 12 degrees.	404.2.4, 404.2.8	Move trash can for compliant maneuverable space. Adjust door closing speed to compliant speed.	\$0
Interior Accessible Route	7M	A-13, A-2	There are objects in circulation that protrude more than 4". Door closes faster than 5 seconds from 90 to 12 degrees.	404.2.8, 307.2	Relocate protruding objects to location outside of circulation area. Adjust door closing speed to compliant speed.	\$50
Ramps						
Elevators						
Signs	5M	A-9	There are no signs designating permanent rooms throughout the building (Except bathroom which has a non-complaint sign located on door).	216	Install complaint signs for permanent rooms on latch side of door with braille and raised characters.	\$150
Controls	6M	M-1	Controls are higher than 48" above floor. (58")	309.3	Relocate controls to within accessible reach.	\$5,000
Fire Alarm Systems						
Seating						
Benches						
Toilet Room - Accessible Route	6M	A-9, A-19, A-28, A-22, P-6, A-27	Sign is not on latch side of door (on door) and does not have raised characters or braille. Not an adequate amount of floor space (60" x 60" min.). Bottom edge of mirror above countertop higher than 40" above floor (54.5"). Inadequate clear floor space for lavatory approach. Pipes are not insulated or configured to protect against contact. Coat hook greater than 48" above floor (69").	216, 603.2.1, 603.3, 606.2, 606.5, 603.4	Install complaint signage on latch side of door. Lower mirror to compliant height. Wrap/insulate pipes to protect against contact. Relocate coat hook to complaint height. Remove shower (that is not used) to allow for compliant turning space and clear floor space for approaches to toilet room fixtures.	\$2,250
Soap Dispensers and Hand Dryers	6M	A-25	No dispenser currently installed. Hand towel dispenser (above lavatory) is higher than 44" above floor (57.5").	606, 606.1	Install soap dispenser and relocate hand towel dispenser to compliant locations.	\$50

Water Closets	6M	A-24	Inadequate clearance around water closet. Side grab bar is located less than 12" from back wall (11") and more than 36" above floor (37"). Back grab bar does not extend 24" from toilet centerline to openside (18"). Back grab bar is more than 36" above floor (37"). Toilet paper dispenser is less than 7" in front of water closet (0").	609, 604.5, 604.5.1, 604.5.2, 604.7	Relocate both side and rear grab bars to compliant heights and distances from walls. Relocate toilet paper dispenser to compliant location.	\$50
Toilet Compartment (Stalls)						
Drinking Fountain						
Service Counters						
					Total	\$7,700



Main Entrance



Main Entrance Interior



Interior Access Route



Toilet Room Entrance



Toilet Room Interior



Toilet Room Sink



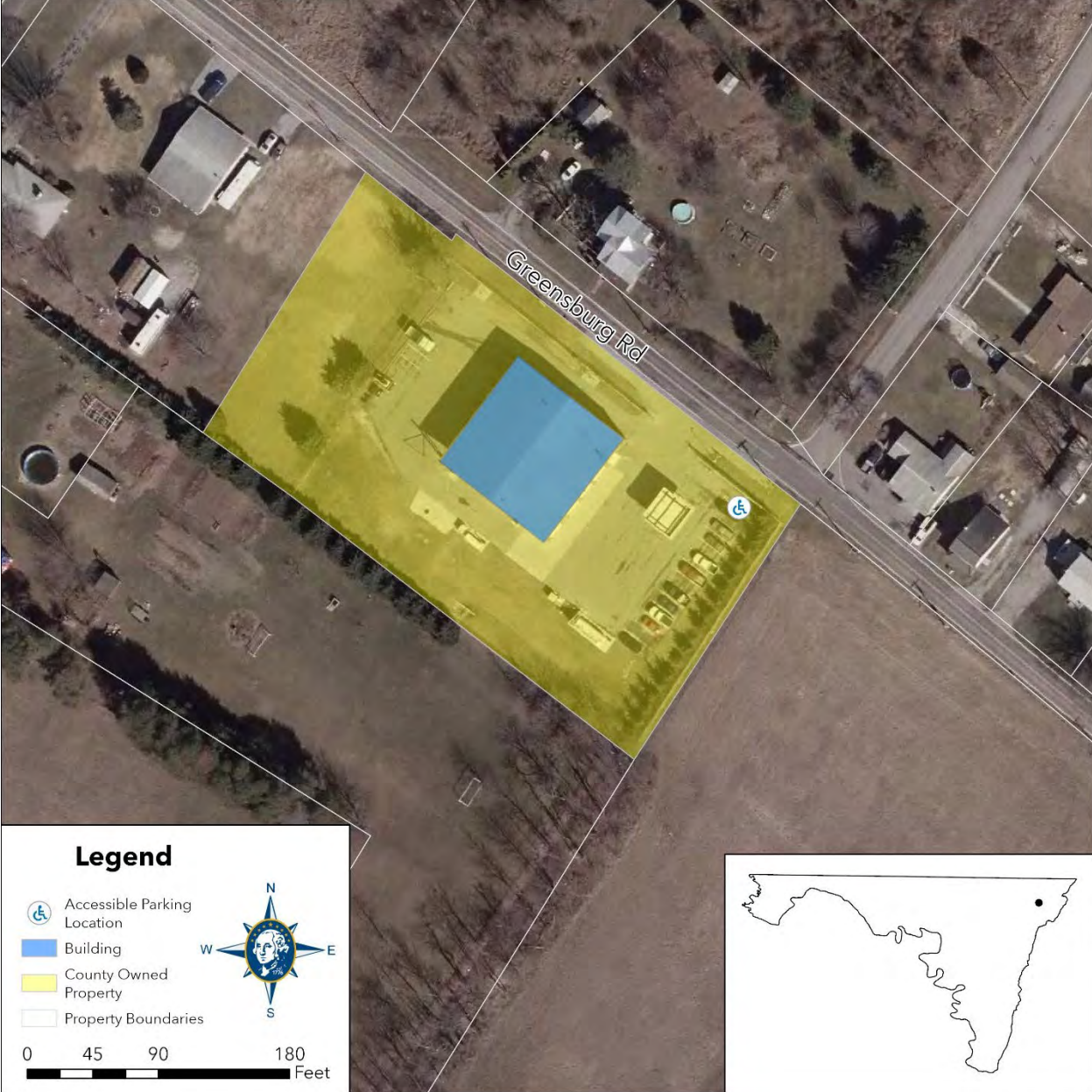
Toilet Room Accessible Water Closet






# Washington County Eastern Section Highways Building

13230 Greenburg Road  
Smithsburg, MD 21783



Washington County Government						
Accessibility Assessment						
Buildings / Facilities						
Eastern Section Highways Building						
13230 Greensburg Road, Smithsburg, MD 21783						
Room / Space	Priority	Key Note	Accessibility Deficiency	ADA Code Reference	Recommendation	Cost
Parking	4H	S-2, S-9	Accessible access aisle is not marked as to discourage parking. Cross Slope of accessible parking area is greater than 2.08% (2.6%)	502.3.3, 502.4	Install sign to discourage parking in access aisle. Move accessible parking area to another part of parking lot with a flatter slope.	\$150
Exterior Accessible Route	6M	S-3	Cross Slope is greater than 2.08% (2.4%).	403.3		\$20,000
Curb Ramps						
Main Entrance	7M	A-9, A-1, A-2	No Signage designating main entrance or accessible entrance. Door threshold higher than .5" (3"). Door closes in less than 5 seconds from 90 to 12 degrees.	216, 404.2.5, 404.2.8	Install signage. Replace door threshold. Adjust door closing to compliant speed.	\$300
Interior Accessible Route	7M	A-3, A-2, A-13	Objects in circulation paths protrude more than 4". Door closes in less than 5 seconds from 90 to 12 degrees.	404.2.8, 307.2	Relocate protruding objects to location outside of circulation area. Adjust door closing to compliant speed.	\$50
Ramps						
Elevators						
Signs	5M	A-9	There are no signs designating permanent rooms throughout the building (Except bathroom which has a non-complaint sign located on door).	216	Install complaint signs for permanent rooms on latch side of door with braille and raised characters.	\$150
Controls	6M	E-1	Controls are higher than 48" above floor. (58") (some, not all)	309.3	Relocate controls to within accessible reach.	\$250
Fire Alarm Systems						
Seating						
Benches						
Toilet Room - Accessible Route	7M	A-9, P-6, A-27	Sign is not on latch side of door (on door) and does not have raised characters or braille. Pipes are not insulated or configured to protect against contact. Coat hook greater than 48" above floor (60").	703, 606.5, 603.4	Install complaint signage on latch side of door. Wrap/insulate pipes to protect against contact. Relocate coat hook to complaint height.	\$250
Soap Dispensers and Hand Dryers	9L	A-25	Soap dispenser (52") and towel dispenser (57.5") is higher than 44" above floor over lavatory.	606, 606.1	Relocate soap dispenser and hand towel dispenser to compliant locations.	\$25
Water Closets	7M	A-24, A-25	Grab bar does not extend at least 12" from toilet centerline (6"). Rear grab bar does not extend at least 24" from toilet centerline to open side (16"). Toilet paper dispenser is less than 7" from the front of the water closet (0").	604.5.1, 604.5.2, 604.9.6	Relocate both side and rear grab bars to compliant locations in reference to water closet. Relocate toilet paper dispenser to compliant location.	\$50
Toilet Compartment (Stalls)	9L	A-21	Stall door is not self-closing.	604.8.1.2	Install self closing door hinges on stall door.	\$40
Drinking Fountain						
Service Counters						
					Total	\$21,265



Accessible Parking



Main Entrance



Main Entrance Door Threshold



Interior Access Route



AED / Security Control Panel



Toilet Room Entrance



Toilet Room Sink



Toilet Room Stall Fixture



Toilet Room Accessible Water Closet /  
Stall



# Washington County Southern Section Highways Building

13230 Greenburg Road  
Smithsburg, MD 21783



Washington County Government						
Accessibility Assessment						
Buildings / Facilities						
Southern Section Highways Building						
6223 Coffman Farm Road, Keedysville, MD 21756						
Room / Space	Priority	Key Note	Accessibility Deficiency	ADA Code Reference	Recommendation	Cost
Parking	4H	S-2, S-9	No handicap or van accessible spaces are adequately marked and no signage for handicap spaces is present.	502	Have parking lot painted identifying space closest to accessible route as handicap/van accessible with space and aisle totaling 16' wide. Have handicap signage installed at space and aisle at compliant height.	\$150
Exterior Accessible Route						
Curb Ramps						
Main Entrance	7M	A-9, A-1, A-2	No Signage designating main entrance or accessible entrance. Entrance door is not accessible with a width not at least 32" (30"). Closing speed is too fast.	216, 404.2.3, 404.2.8	Install signage. Replace entrance door with compliant-width door. Adjust door closing to compliant speed.	\$1,250
Interior Accessible Route	7M	A-2	Door Closing speed is too fast.	404.2.8	Adjust door closing to compliant speed.	\$0
Ramps						
Elevators						
Signs	5M	A-9	There are no signs designating permanent rooms throughout the building (Except bathroom which has a non-complaint sign located on door).	216	Install complaint signs for permanent rooms on latch side of door with braille and raised characters.	\$150
Controls						
Fire Alarm Systems						
Seating						
Benches						
Toilet Room - Accessible Route	6M	A-9, A-22, A-23, P-6, A-27	Sign is not on latch side of door (on door) and does not have raised characters or braille. Door hardware is not accessible. No clear path at least 36" to toilet room fixtures. Inadequate clear floor space for lavatory approach. Lavatory fixture is not accessible (not adequate clear knee/toe clearance). Pipes are not insulated or configured to protect against contact. Coat hook greater than 48" above floor (65").	216, 404.2.7, 606.2, 606.5, 603.4	Install compliant signage on latch side of door. Install door hardware that doesn't require tight grasping, pinching, or twisting of the wrist. Remove stall to create compliant single-use restroom and allow for lavatory approach OR remove shower and move lavatory to shower location to allow for adequate clearance for toilet room fixture approach. Replace lavatory fixture. Wrap/insulate pipes to protect against contact. Relocate coat hook to complaint height.	\$1,000



Soap Dispensers and Hand Dryers	7M	A-25	Soap dispenser is higher than 44" above floor over lavatory (51"). Hand towel dispenser is located behind sink at an inaccessible location. Hand towel dryer is out of accessible reach of 48" (49").	606, 606.1	Relocate soap dispenser and hand towel dispenser to compliant locations.	\$25
Water Closets	6M	A-24, A-22, A-25	Centerline of water closet is more than 18" from sidewall (19.5"). Less than 56" of clearance from rear wall (54"). Rear grab bar does not extend adequate distances from water closet centerline. Toilet paper dispenser is less than 7" from front of water closet (0").	604.8, 604.5.2, 604.9.6	Relocate both side and rear grab bars to compliant locations in reference to water closet. Relocate toilet paper dispenser to compliant location. Remove stall to create compliant single-use restroom with compliant water closet clearance from rear wall.	\$25
Toilet Compartment (Stalls)						
Drinking Fountain						
Service Counters						
					Total	\$2,600



Main Entrance



Main Entrance Interior



Interior Access Route



Drinking Fountain (Not in Operation)



Toilet Room Entrance



Toilet Room Interior



Toilet Room Sink

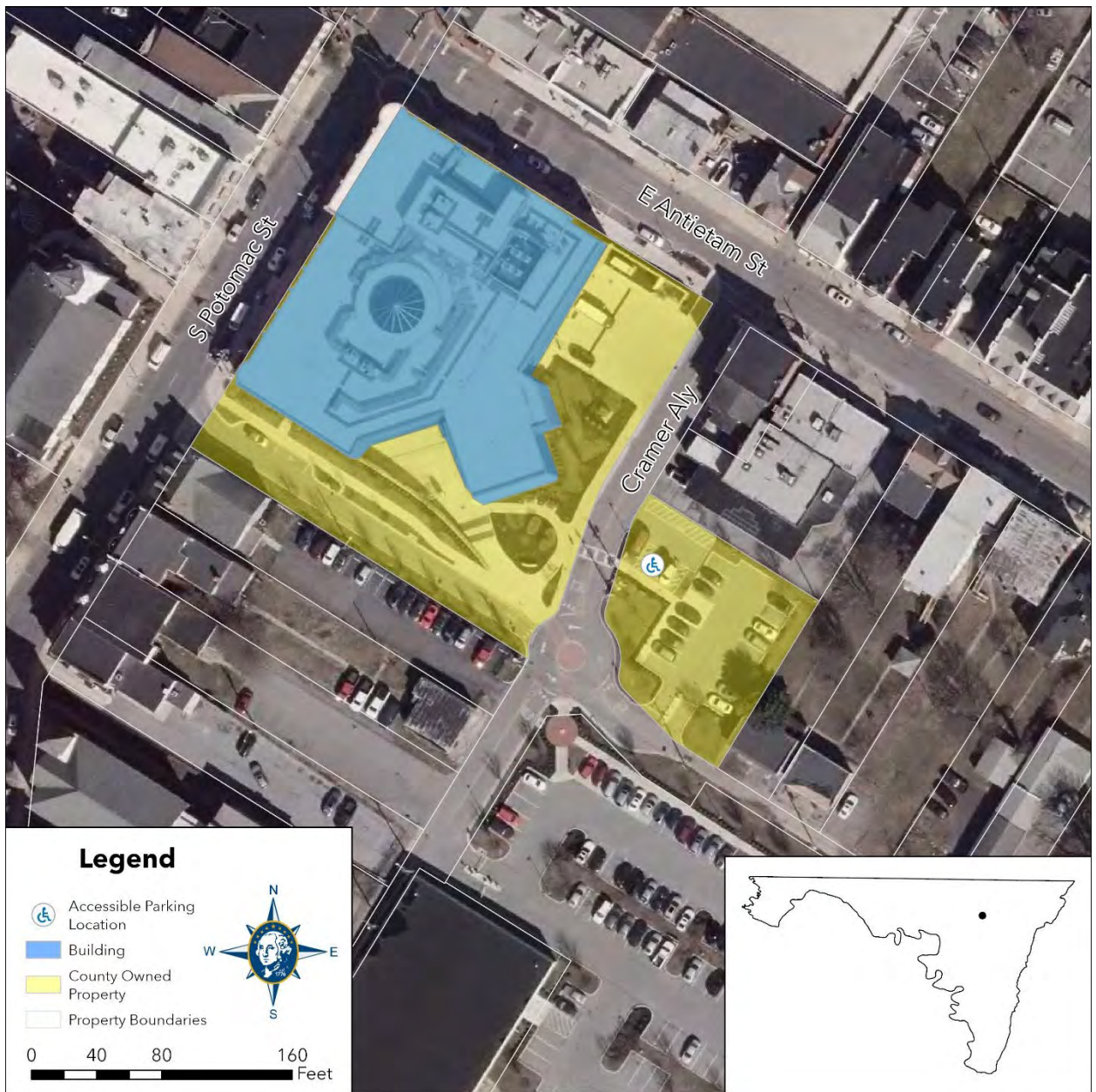


Toilet Room Accessible Water Closet /  
Stall



# Washington County Free Library

100 South Potomac Street  
Hagerstown, MD 21740



Washington County Government						
Accessibility Assessment						
Buildings / Facilities						
Central Library						
100 S Potomac Street, Hagerstown, MD 21740						
Room / Space	Priority	Key Note	Accessibility Deficiency	ADA Code Reference	Recommendation	Cost
Parking	4H	S-2	Slopes exceed 2.08% at accessible parking location (3.3%).	504.2	Ensure slopes at accessible parking location do not exceed 2.08%.	\$0
Exterior Accessible Route	2H	S-3	Running slope along route exceeds 5% (9.5%). Cross slope along route exceeds 2.08% (3.7%). *Steep portions of exterior accessible route may be outside county right of way (city sidewalks).*	403.3	Correct slopes along exterior accessible route.	\$0
Curb Ramps						
Entrance from Potomac Street						
Entrance						
Entrance from Parking Lot						
Entrance						
Interior Accessible Route						
Ramps	4H	S-8	Ramp rise is greater than 6 inches and handrails are not present on either side.	405.8	Install handrails on both sides of ramp.	\$2,125
Elevators	4H	A-2	Door does not remain open for a minimum 20 seconds when activated (7 seconds). Control buttons are not designated with braille.	407.3.3.3, 407.4.7.1.1	Adjust door hardware for compliant closing speed. Replace control buttons with braille designations.	\$800
Signs						
Controls						
Fire Alarm Systems						
Seating						
Benches						
2nd Floor Men's Toilet Room						
Toilet Room - Accessible Route						
Soap Dispensers and Hand Dryers						
Water Closets	7M	A-24	Rear and Side wall grab bars top of gripping surface is more than 36" above floor (37").	609.4	Relocate grab bars to compliant locations/height.	\$0
Toilet Compartment (Stalls)						
2nd Floor Women's Toilet Room						
Toilet Room - Accessible Route	6M	A-22	Clear path to toilet rooms fixture (lavatory) is less than 36" in width (33.5").	206	Reorient stall fixtures, potentially removing stall & toilet fixture closet to lavatory, to allow for clear path to lavatory fixture.	\$750
Soap Dispensers and Hand Dryers						
Water Closets	7M	A-24	Rear and Side wall grab bars top of gripping surface is more than 36" above floor (37").	609.4	Relocate grab bars to compliant locations/height.	\$0
Toilet Compartment (Stalls)						
3rd Floor Men's Toilet Room						
Toilet Room - Accessible Route						
Soap Dispensers and Hand Dryers						

Water Closets	7M	A-24	Rear and Side wall grab bars top of gripping surface is more than 36" above floor (37").	609.4	Relocate grab bars to compliant locations/height.	\$0
Toilet Compartment (Stalls)						
3rd Floor Women's Toilet Room						
Toilet Room - Accessible Route						
Soap Dispensers and Hand Dryers						
Water Closets	7M	A-24	Rear and Side wall grab bars top of gripping surface is more than 36" above floor (36.5").	609.4	Relocate grab bars to compliant locations/height.	\$0
Toilet Compartment (Stalls)						
2nd Floor Drinking Fountain						
Drinking Fountain						
3rd Floor Drinking Fountain						
Drinking Fountain						
Service Counters	7M	A-14	Accessible portion of counter does not extend the same depth as the rest of counter top.	904.4	Add extension to extend accessible portion of counter depth to the same as the rest of the service counter.	\$100
					Total	\$3,775



Accessible Parking




Alternate Accessible Parking



Ramp



Main Entrance (From Street)



Main Entrance Vestibule



Alternative Entrance (From Parking Lot)





Alternative Entrance (From Parking Lot)



Alternative Entrance Interior




Elevator Entrance




Elevator Interior




Elevator Control Panel



Service Counter



Alternative Entrance (From Parking Lot)  
Interior



1<sup>st</sup> Floor Women's Toilet Room Entrance



1<sup>st</sup> Floor Women's Toilet Room Interior



1<sup>st</sup> Floor Women's Toilet Room Sink




1<sup>st</sup> Floor Women's Toilet Room  
Accessible Water Closet / Stall



1<sup>st</sup> Floor Men's Toilet Room Entrance




1st Floor Men's Toilet Room Interior



1st Floor Men's Toilet Room Sink



1st Floor Men's Toilet Room Accessible Water Closet / Stall



1st Floor Single-Use Accessible Toilet Room



2nd Floor Women's Toilet Room Entrance



2nd Floor Women's Toilet Room Interior



2<sup>nd</sup> Floor Women's Toilet Room Sink



2<sup>nd</sup> Floor Women's Toilet Room  
Accessible Water Closet / Stall



2<sup>nd</sup> Floor Men's Toilet Room Entrance



2<sup>nd</sup> Floor Men's Toilet Room Interior



2<sup>nd</sup> Floor Men's Toilet Room Sink



2<sup>nd</sup> Floor Men's Toilet Room Accessible  
Water Closet / Stall



1<sup>st</sup> Floor Drinking Fountains

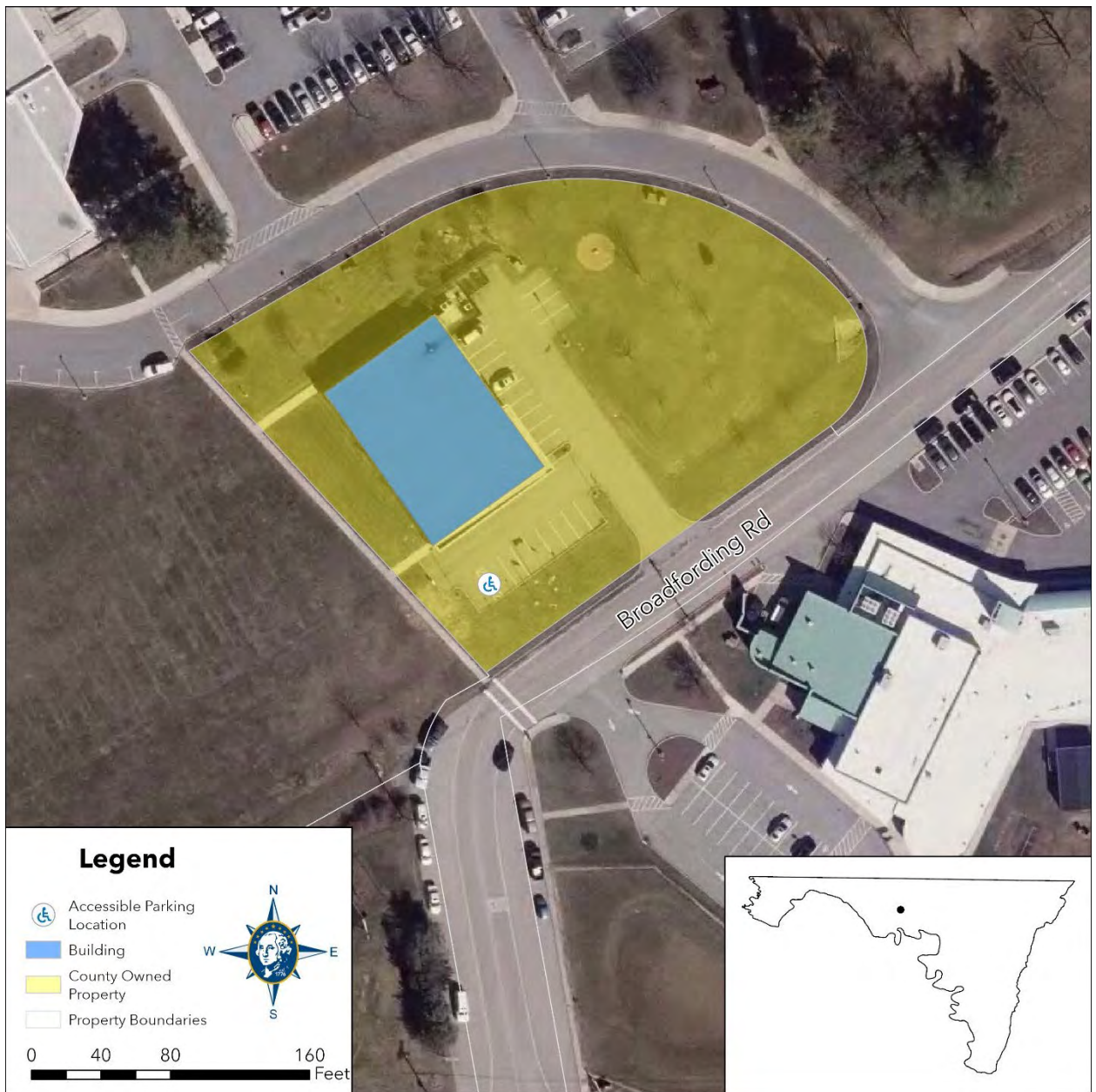


2<sup>nd</sup> Floor Drinking Fountains



# Leonard P. Snyder Memorial Library

12624 Broadfording Road  
Clear Spring, MD 21722



Washington County Government						
Accessibility Assessment						
Buildings / Facilities						
Clear Spring Library / Leonard P. Snyder Memorial Branch						
12624 Broadfording Road, Clear Spring, MD 21722						
Room / Space	Priority	Key Note	Accessibility Deficiency	ADA Code Reference	Recommendation	Cost
Parking	6M	S-9	Access aisles are not marked as to discourage parking in them.	502.7	Install compliant signage to discourage parking in access aisles.	\$100
Exterior Accessible Route	6M	S-3	Cross slope of route is steeper than 2.08% (2.4%).	206/403.3	When route is reset or repaved, ensure slope is in compliant range.	\$20,000
Curb Ramps	4H	S-7	No level landing at top of curb ramp. Running slope of left flare is steeper than 10.0% (12.1%).	406.3	Redesign/Relocate curb ramp to allow for compliant flare slope and space for level landing at top of curb ramp.	\$7,000
Main Entrance	7M	A-9, A-2	Does not have accessible entrance signage with international symbol of accessibility. Door closing speed is too fast.	216.6, 404.2.8	Install signage at entrance identifying entrance as accessible with the international symbol of accessibility. Adjust door closing to compliant speed.	\$50
Interior Accessible Route	7M	A-2	Door Closing speed is too fast.	404.2.8	Adjust door closing to compliant speed.	\$0
Ramps						
Elevators						
Signs						
Controls						
Fire Alarm Systems						
Seating						
Benches						
Men's Toilet Room						
Toilet Room - Accessible Route	7M	A-9, A-2, A-27	Bathroom signs lowest is character is not at least 48" above the floor (45.5"). Door threshold is higher than .25" (.5"). Coat hook is higher than 48" (52").	604.8.3, 703.4.1, 404.2.5	Relocate coat hook in mens bathroom and bathroom signs to compliant heights. Replace door thresholds.	\$250
Soap Dispensers and Hand Dryers						
Water Closets	7M	A-24, A-25	Center line of water closet is more than 18" from side wall (19"). Toilet paper dispenser is less than 7" from the front of the water closet (0").	604.2, 604.7	Move/Relocate toilets 1" closer to sidewall. Relocate toilet paper dispenser to compliant location.	\$500
Women's Toilet Room						
Toilet Room - Accessible Route	7M	A-9, A-2, A-27	Bathroom signs lowest is character is not at least 48" above the floor (45.5"). Door threshold is higher than .25" (.5").	703.4.1, 404.2.5	Relocate bathroom signs to compliant heights. Replace door thresholds.	\$250
Soap Dispensers and Hand Dryers						
Water Closets	7M	A-24, A-25	Center line of water closet is more than 18" from side wall (19"). Toilet paper dispenser is less than 7" from the front of the water closet (0").	604.2, 604.7	Move/Relocate toilets 1" closer to sidewall. Relocate toilet paper dispenser to compliant location.	\$500
Toilet Compartment (Stalls)						
Drinking Fountain						
Service Counters						
Total						\$28,650





Accessible Parking



Curb Ramp



Main Entrance



Main Entrance Interior



Service Counter



Drinking Fountains



Women's Toilet Room Entrance




Women's Toilet Room Interior



Women's Toilet Room Sinks



Women's Toilet Room Accessible Water Closet / Stall



Men's Toilet Room Entrance



Men's Toilet Room Interior



Men's Toilet Room Sinks

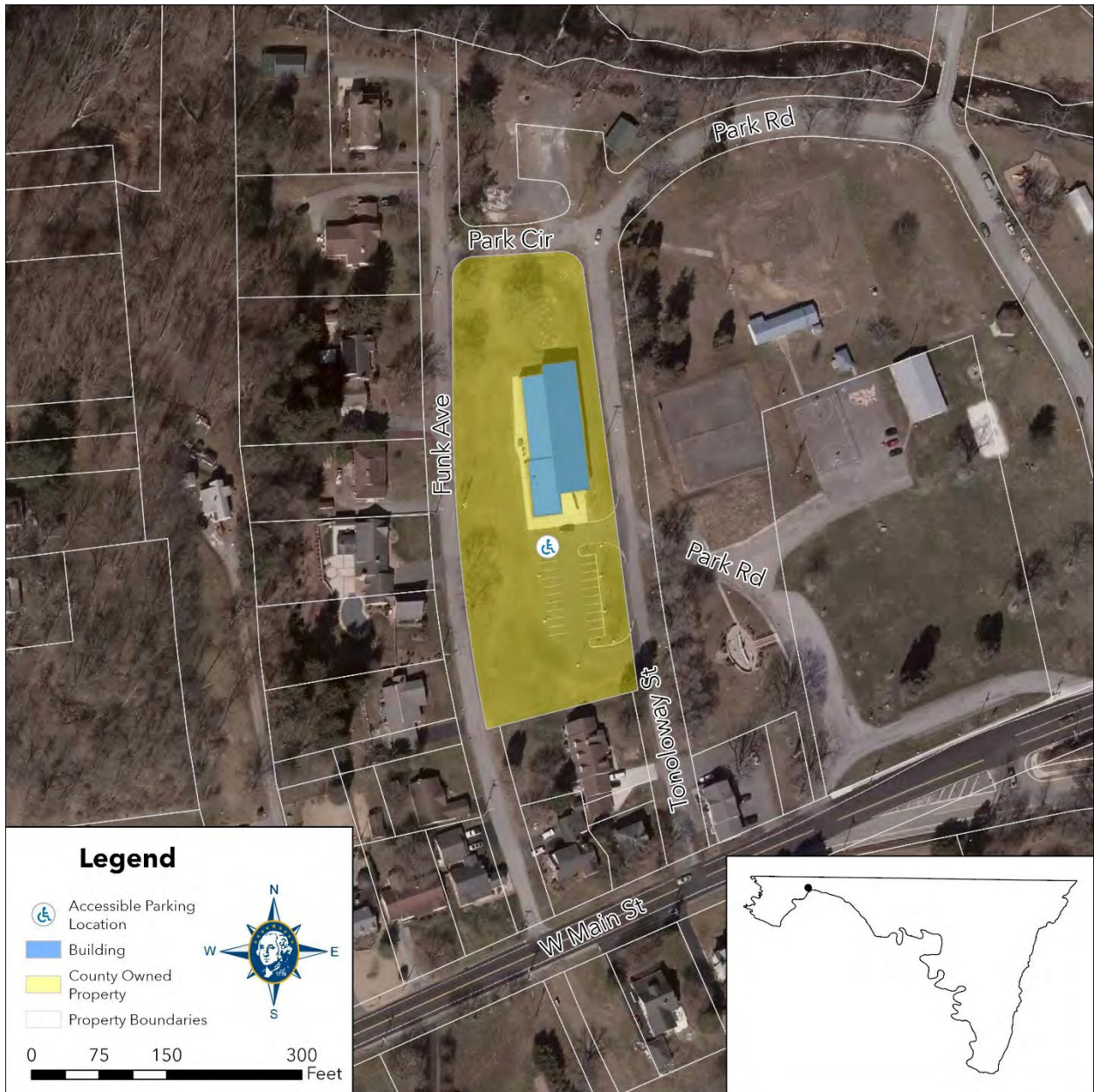


Men's Toilet Room Accessible Water  
Closet / Stall



# Hancock Veterans Memorial Branch Library


231 Hancock Veterans Parkway  
Hancock, MD 21750



Washington County Government						
Accessibility Assessment						
Buildings / Facilities						
Hancock Library						
231 Veterans Memorial Parkway, Hancock, MD 21750						
Room / Space	Priority	Key Note	Accessibility Deficiency	ADA Code Reference	Recommendation	Cost
Parking						
Exterior Accessible Route						
Curb Ramps						
Main Entrance	7M	A-2	Door Closing speed is too fast.	404.2.8	Adjust door closing to compliant speed.	\$0
Interior Accessible Route	7M	A-2	Door Closing speed is too fast.	404.2.8	Adjust door closing to compliant speed.	\$0
Ramps						
Elevators						
Signs						
Controls						
Fire Alarm Systems						
Seating						
Benches						
Toilet Room - Accessible Route						
Soap Dispensers and Hand Dryers						
Water Closets						
Toilet Compartment (Stalls)						
Drinking Fountain						
Service Counters	7M	A-14	Less than 27" of clearance from floor to bottom of counter (26").	306.3.1	Replace or add extension to service counter to allow for compliance.	\$150
					Total	\$150



Accessible Parking



Curb Ramp



Exterior Entrance Route



Main Entrance



Interior Entrance



Interior Entrance Automatic Door Control



Service Counter



Drinking Fountains



Single-Use Toilet Room Entrance



Single-Use Toilet Room Sink



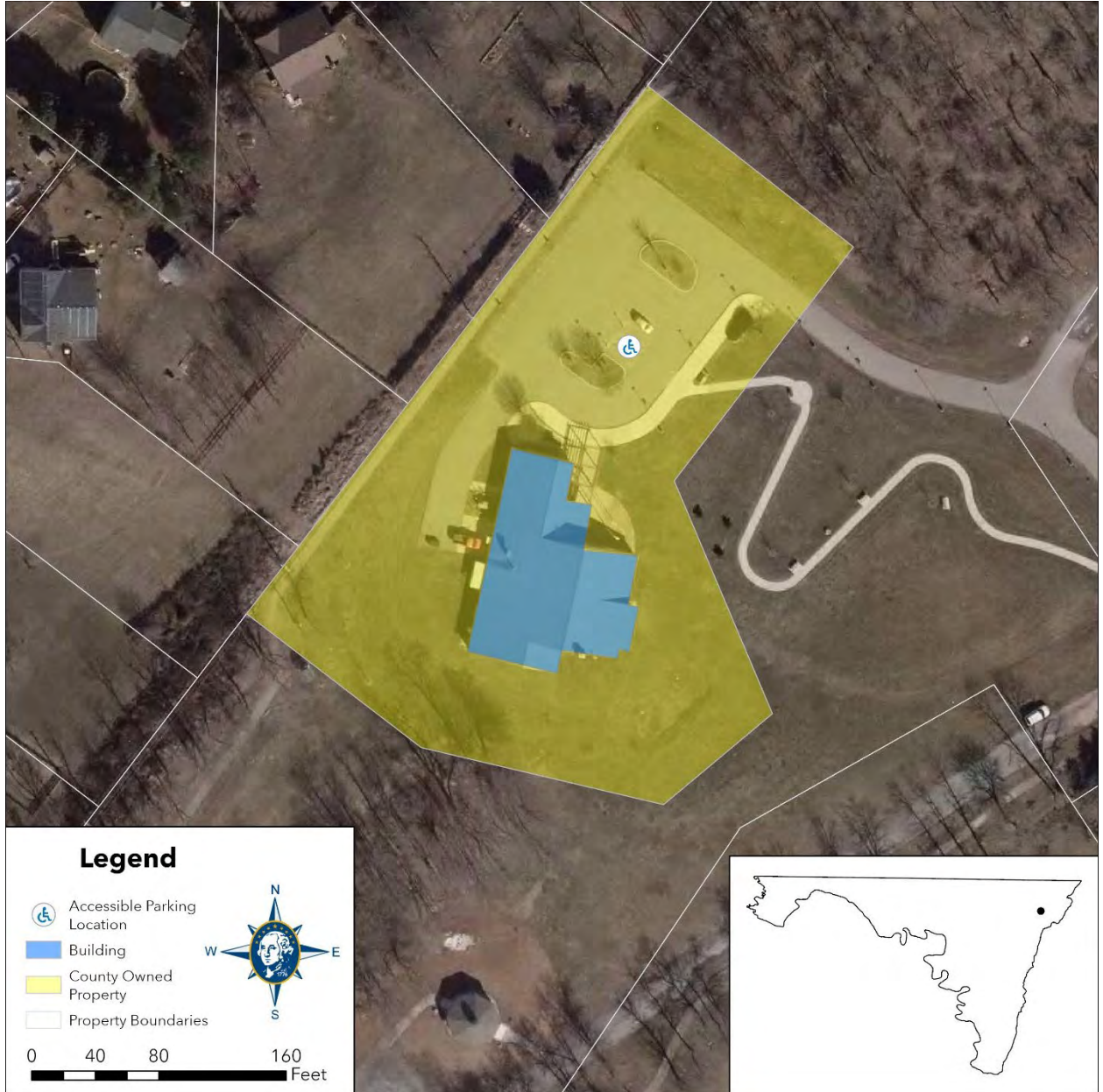
Single-Use Toilet Room Accessible  
Water Closet





# Washington County Free Library Smithsburg Branch

66 West Water Street  
Smithsburg, MD 21783

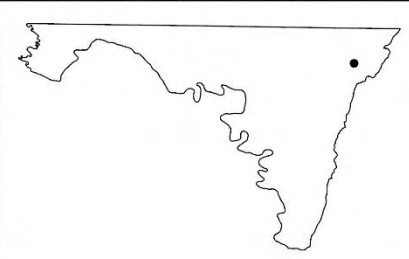


**Legend**

-  Accessible Parking Location
-  Building
-  County Owned Property
-  Property Boundaries



0 40 80 160 Feet



Washington County Government						
Accessibility Assessment						
Buildings / Facilities						
Smithsburg Library						
66 West Water Street, Smithsburg, MD 21783						
Room / Space	Priority	Key Note	Accessibility Deficiency	ADA Code Reference	Recommendation	Cost
Parking	4H	S-3, S-9	Cross Slope at access aisle is steeper than 2.08% (4.0%). Access aisles are not marked as to discourage parking in them.	502.4, 502.7	Ensure surface at compliant level when repaved. Install compliant signage to discourage parking in access aisles.	\$100
Exterior Accessible Route						
Curb Ramps	6M	S-7	No level landing at top of curb ramp (steeper than 2.08% (2.6%)).	406.4	Lay a flat landing at top curb ramp with compliant dimensions.	\$1,500
Main Entrance						
Interior Accessible Route						
Ramps						
Elevators						
Signs						
Controls						
Fire Alarm Systems						
Seating						
Benches						
Men's Toilet Room						
Toilet Room - Accessible Route	9L	A-28	Bottom edge of the mirror (above lavatory) is higher than 40" (41.5").	603.3	Lower mirror to compliant height.	\$0
Soap Dispensers and Hand Dryers						
Water Closets	9L	A-24	Rear wall grab bar extends less than 12" towards side wall past water closet centerline (10.5").	604.5.2	Relocate grab bars to compliant locations.	\$0
Toilet Compartment (Stalls)						
Women's Toilet Room						
Toilet Room - Accessible Route	9L	A-28	Bottom edge of the mirror (above lavatory) is higher than 40" (40.5").	603.3	Lower mirror to compliant height.	\$0
Soap Dispensers and Hand Dryers						
Water Closets						
Toilet Compartment (Stalls)	9L	A-21	Stall door is not self-closing.	604.8.1.2	Reorient hinges on stall door (currently installed backwards so door is self-opening).	\$0
Drinking Fountain						
Service Counters						
Total						\$1,600



Accessible Parking



Accessible Parking Signage



Curb Ramp



Exterior Entrance Route



Main Entrance



Main Entrance Interior



Interior Entrance



Interior Entrance



Building Entrance Vestibule



Drinking Fountains



Service Counter



Men's Toilet Room Entrance



Men's Toilet Room Interior



Men's Toilet Room Sink



Men's Toilet Room Accessible Water Closet / Stall



Women's Toilet Room Entrance



Women's Toilet Room Interior



Women's Toilet Room Sink



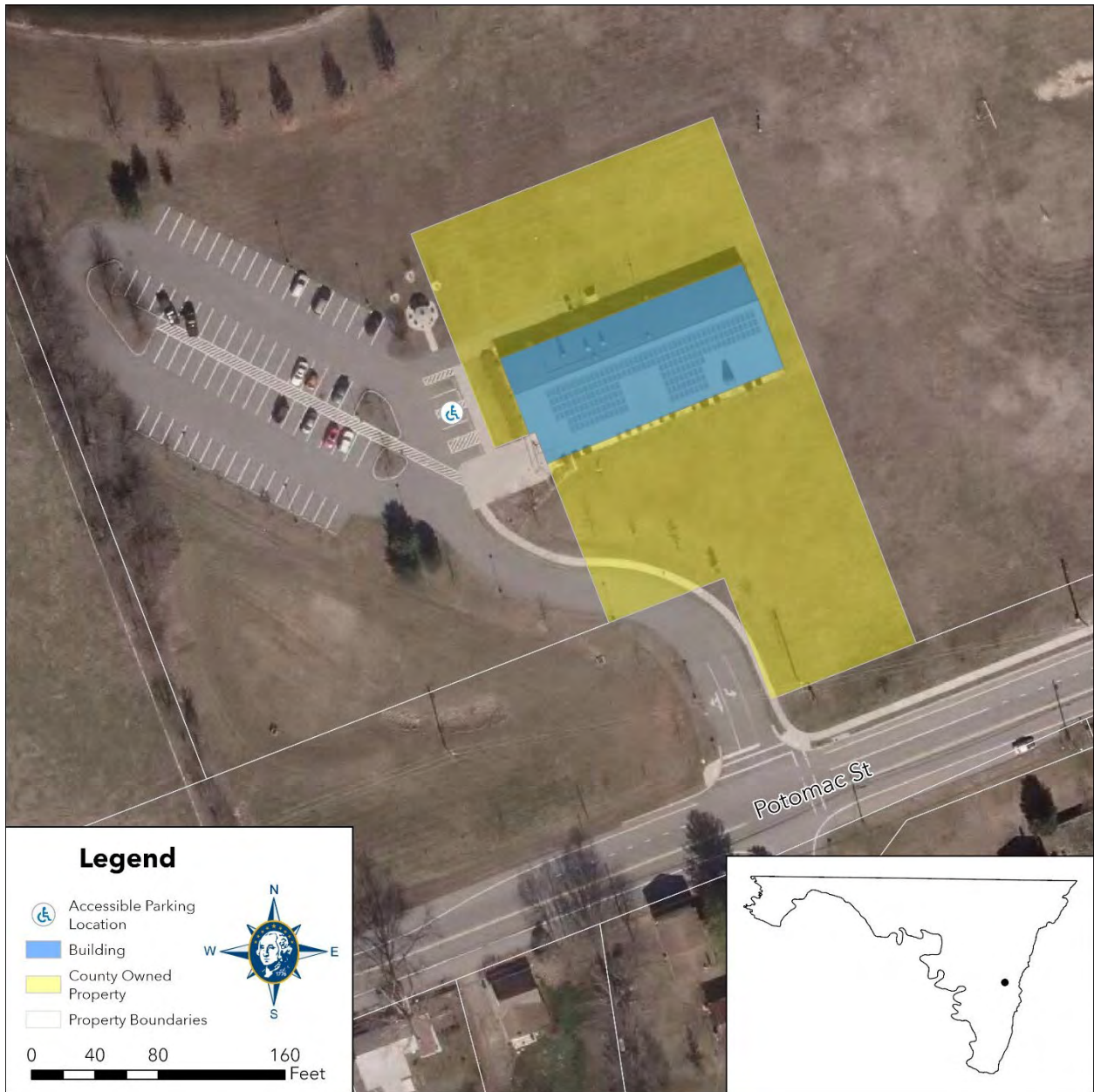
Women's Toilet Room Accessible Water  
Closet / Stall



# Boonsboro Library

401 Potomac Street  
Boonsboro, MD 21713





Washington County Government						
Accessibility Assessment						
Buildings / Facilities						
Boonsboro Library						
401 Potomac Street, Boonsboro, MD 21713						
Room / Space	Priority	Key Note	Accessibility Deficiency	ADA Code Reference	Recommendation	Cost
Parking						
Exterior Accessible Route	6M	S-3	Cross Slope is greater than 2.08% (2.4%).	403.3	When exterior excess route is redone, ensure that cross slope is less than 2.08%.	\$10,000
Curb Ramps						
Main Entrance	7M	A-2	Door closing speed is too fast.	404.2.8	Adjust door hardware to compliant closing speed.	\$0
Interior Accessible Route						
Ramps						
Elevators						
Signs						
Controls						
Fire Alarm Systems						
Seating						
Benches						
Men's Toilet Room						
Toilet Room - Accessible Route	9L	A-27	Coat hook is located higher than 48" above floor (53.5").	603.4	Relocate coat hook to location within 48" above floor.	\$0
Soap Dispensers and Hand Dryers						
Water Closets						
Toilet Compartment (Stalls)	9L	A-20	There are no door pulls located on either side of the stall door.	604.8.1.2	Install door pulls on both side of stall door that are operable with one hand and do not require tight grasping, pinching or twisting of the wrist.	\$20
Women's Toilet Room						
Toilet Room - Accessible Route	9L	A-27	Coat hook is located higher than 48" above floor (54").	603.4	Relocate coat hook to location within 48" above floor.	\$0
Soap Dispensers and Hand Dryers						
Water Closets						
Toilet Compartment (Stalls)	7M	A-20, A-24	With stall door swinging in, 59" minimum length beyond water closet is not meet(54").	604.8.1.1, 604.8.1.2	Install door pulls on both side of stall door that are operable with one hand and do not require tight grasping, pinching or twisting of the wrist. Reorient door so that it swings out, with self-closing hardware.	\$70
Drinking Fountain	10L	P-4	Plant does not allow compliant clear floor space for approach to drinking fountain.	602.2	Relocate plant to location where it does not interfere with clear floor space / approach to drinking fountain.	\$0
Service Counters						
Total						\$10,090



Accessible Parking



Exterior Entrance Route




Main Entrance



Main Entrance Interior



Drinking Fountains



Interior Access Route



Service Counter



Toilet Room Entrances




Women's Toilet Room Interior



Women's Toilet Room Sink



Women's Toilet Room Accessible Water Closet / Stall



Men's Toilet Room Interior



Men's Toilet Room Sink



Men's Toilet Room Accessible Water Closet / Stall



Accessible Parking Signage

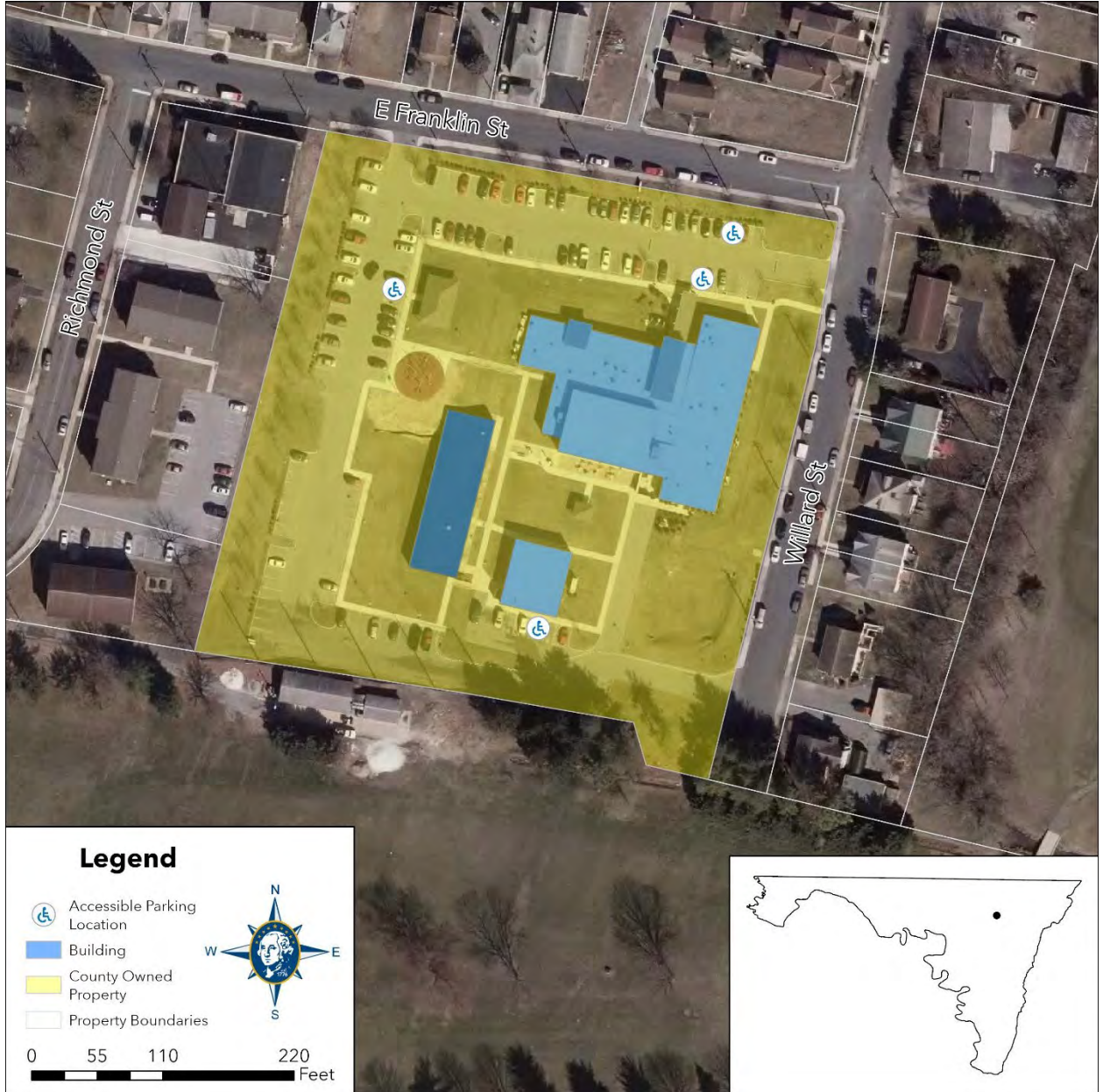


Accessible Parking Signage



# Washington County Commission on Aging

535 East Franklin Street  
Hagerstown, MD 21740



Washington County Government						
Accessibility Assessment						
Buildings / Facilities						
Commission on Aging						
535 East Franklin Street, Hagerstown, MD 21740						
Room / Space	Priority	Key Note	Accessibility Deficiency	ADA Code Reference	Recommendation	Cost
Parking	4H	S-3	Cross Slope at access aisle is steeper than 2.08% (3.8%).	502.4	Ensure surface at compliant level when repaved.	\$10,000
Exterior Accessible Route						
Curb Ramps						
Main Entrance	6M	S-9/A-9, A-2	Entrance does not have sign indicating that it is accessible with the International Sign of Accessibility. Non-accessible entrances do not have signs indicating the location of the nearest accessible entrance. Door closing speed is too fast.	216.6, 404.2.8.1	Install accessible entrance signs with international Sign of Accessibility at accessible entrances and signs indicating nearest accessible entrance at non-accessible entrances. Adjust door hardware to compliant closing speed.	\$400
Interior Accessible Route	7M	A-2	Door closing speed is too fast.	404.2.8.1	Adjust door hardware to compliant closing speed.	\$0
Ramps						
Elevators						
Signs						
Controls						
Fire Alarm Systems						
Seating						
Benches						
Men's Toilet Room						
Toilet Room - Accessible Route						
Soap Dispensers and Hand Dryers						
Water Closets						
Toilet Compartment (Stalls)	9L	A-21	Stall door is not self-closing.	604.8.1.2	Install self-closing door hinges on the door of accessible restroom stall.	\$50
Women's Toilet Room						
Toilet Room - Accessible Route						
Soap Dispensers and Hand Dryers						
Water Closets						
Toilet Compartment (Stalls)	9L	A-21	Stall door is not self-closing.	604.8.1.2	Install self-closing door hinges on the door of accessible restroom stall.	\$50
Drinking Fountain						
Service Counters						
					Total	\$10,500





Front Parking Lot Accessible Parking



Rear Parking Lot Accessible Parking




Accessible Parking Signage



Main Entrance



Main Entrance Interior



Lobby



Service Counter



Toilet Room Entrances / Drinking Fountain



Men's Toilet Room Interior



Men's Toilet Room Sinks



Men's Toilet Room Accessible Water Closet / Stall



Women's Toilet Room Sinks



Women's Toilet Room Interior



Women's Toilet Room Accessible Water Closet / Stall



Alternate Drinking Fountain

Washington County Government							
Accessibility Assessment							
Buildings / Facilities							
Commission on Aging - Fitness Center							
535 East Franklin Street, Hagerstown, MD 21740							
Room / Space	Priority	Key Note	Accessibility Deficiency	ADA Code Reference	Recommendation	Cost	
Parking							
Exterior Accessible Route							
Curb Ramps							
Main Entrance	6M	S-9/A-9, A-2	Entrance does not have sign indicating that it is accessible with the International Sign of Accessibility. Non-accessible entrances do not have signs indicating the location of the nearest accessible entrance. Door closing speed is too fast.	216.6, 404.2.8.1	Install handicap entrance signs at accessible entrances and signs indicating nearest accessible entrance at non-accessible entrances. Adjust door hardware to compliant closing speed.	\$100	
Interior Accessible Route	7M	A-2	Door closing speed is too fast.	404.2.8.1	Adjust door hardware to compliant closing speed.	\$0	
Ramps							
Elevators							
Signs							
Controls							
Fire Alarm Systems							
Seating							
Benches							
Men's Toilet Room							
Toilet Room - Accessible Route							
Soap Dispensers and Hand Dryers							
Water Closets	9L	A-24	Toilet paper dispenser centerline is further than 9" to front of water closet (12").	604.7	Relocate toilet paper dispenser to compliant location.	\$0	
Toilet Compartment (Stalls)							
Women's Toilet Room							
Toilet Room - Accessible Route							
Soap Dispensers and Hand Dryers							
Water Closets							
Toilet Compartment (Stalls)							
Drinking Fountain	10L	S-14	Counter surrounding structural support does not allow for a minimum 48" clear floor space approach to drinking fountain (45").	305.3 / 602.2	Remove counter surrounding structural support to allow for compliant clear floor space on approach to drinking fountain.	\$500	
Service Counters							
						Total	\$600

Commission on Aging - Fitness Center



Main Entrance



Main Entrance Interior



Service Counter



Drinking Fountain



Drinking Fountain - Forward Approach




Men's Toilet Room



Men's Toilet Room Interior



Men's Toilet Room Sink



Men's Toilet Room Accessible Water Closet / Stall




Women's Toilet Room Entrance



Women's Toilet Room Interior



Women's Toilet Room Sink



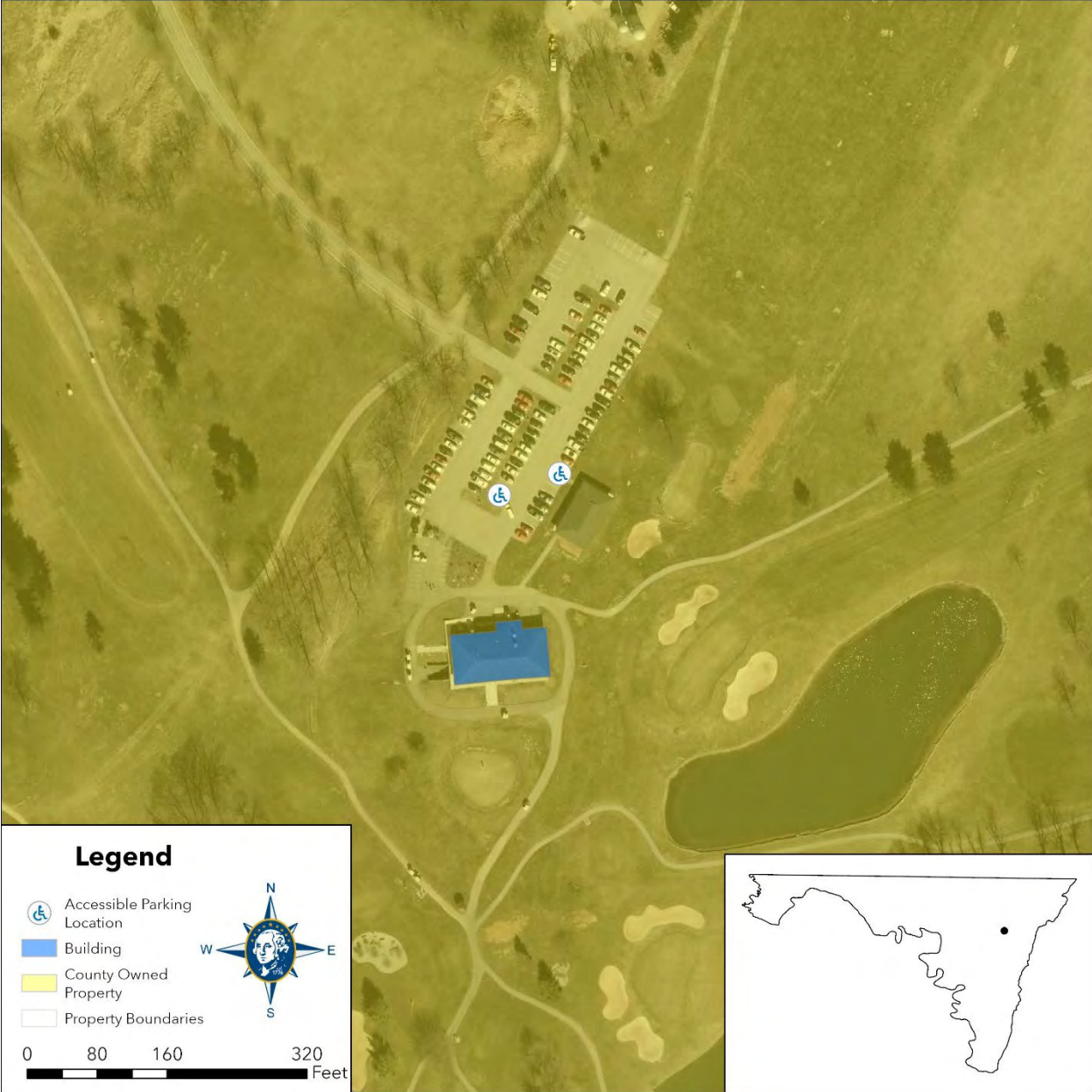
Women's Toilet Room Accessible Water  
Closet / Stall



# Black Rock Golf Course Clubhouse

20025 Mount Aetna Road  
Hagerstown, MD 21742





Washington County Government						
Accessibility Assessment						
Buildings / Facilities						
Black Rock Golf Course Club House						
20025 Mount Aetna Road, Hagerstown, MD 21742						
Room / Space	Priority	Key Note	Accessibility Deficiency	ADA Code Reference	Recommendation	Cost
Parking	2H	S-2, S-9	Insufficient amount of accessible parking spaces, 113 total spaces requiring 5 accessible parking spaces (4 currently present). No accessible aisle with set of accessible parking spaces closest to building. No signage present to discourage parking in accessible aisle. Cross slope of accessible parking area is more than 2.08% (3.5%). No signs reading "Van Accessible" at accessible parking area.	208.2	Reorient accessible parking to add an additional parking space and an accessible aisle at location closest to building. Add signage designating accessible parking as "Van Accessible" and to discourage parking in accessible aisles.	\$400
Exterior Accessible Route	2H	S-3	Route is not stable, firm, & slip resistant, route going from parking lot to Main Entrance has lost gravel / decaying pavement. Route has a cross slope steeper than 2.08% (2.8%) and running slope steeper than 5.0% (6.1%).	206	Repave area between parking lot so that slopes are compliant for accessible route and route is stable and slip resistant.	\$10,000
Curb Ramps						
Main Entrance	6M	A-1, A-2, A-9/S-9	Main entrance does not have accessible entrance sign with the International Sign of Accessibility. Non-accessible entrances do not have sign indicating the location of the nearest accessible entrance. The clear opening width of door is not 32" (31"). Door threshold is too high (1"). Door closing speed it too fast.	216.6, 404.1, 404.2.8.1, 404.2.5	Provide signage indicating accessible entrances with International Sign of Accessibility and signage at non-accessible entrances indicating the location of the nearest accessible entrance. Replace door to allow for wider door. Replace door threshold. Adjust door closing speed to complaint speed.	\$10,000
Interior Accessible Route	7M	A-2	Door closing speed is too fast.	404.2.8.1	Adjust door hardware to compliant closing speed.	\$0
Ramps						
Elevators						
Signs						
Controls	6M	E-2	Some controls (security system) are higher than 48" (58").	205/309	Relocate controls to within 48" accessible reach.	\$500
Fire Alarm Systems						
Seating						
Benches						
Men's Toilet Room						
Toilet Room - Accessible Route	9L	A-28	Mirror height (above lavatory) is higher than 40" (42.5").	603.3	Relocate mirror to compliant location.	\$0
Soap Dispensers and Hand Dryers						
Water Closets	9L	A-24	Less than 12" clearance above side grab bar (4").	609.3	Relocate toilet paper dispenser to location below grab bar with a clear greater than 1.5" between top of dispenser and grab bar.	\$0
Toilet Compartment (Stalls)						
Women's Toilet Room						

Toilet Room - Accessible Route	9L	A-28	Mirror height (above lavatory) is higher than 40" (41").	603.3	Relocate mirror to compliant location.	\$0
Soap Dispensers and Hand Dryers						
Water Closets	9L	A-24	Less than 12" clearance above side grab bar (4").	609.3	Relocate toilet paper dispenser to location below grab bar with a clear greater than 1.5" between top of dispenser and grab bar.	\$0
Toilet Compartment (Stalls)						
Drinking Fountain						
Service Counters						
					Total	\$20,900



Accessible Parking




Accessible Parking



Exterior Access Route



Main Entrance



Interior Access Route



Service Counter




Women's Toilet Room Entrance



Women's Toilet Room Sinks



Women's Toilet Room Accessible Water Closet / Stall



Men's Toilet Room Entrance



Men's Toilet Room Sinks

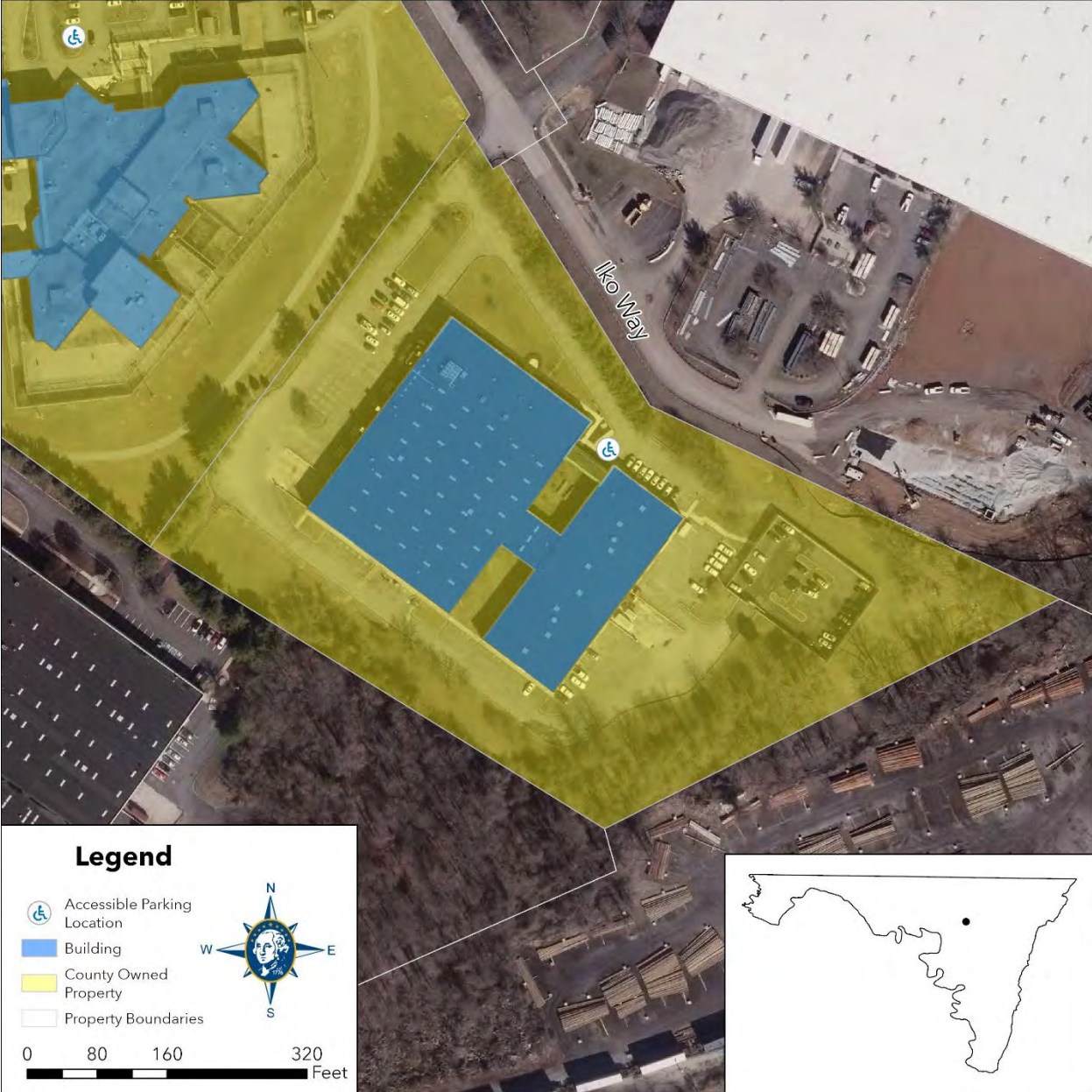


Men's Toilet Room Accessible Water Closet / Stall



# Washington County Public Facilities Annex

145 Iko Way  
Hagerstown, MD 21740



Washington County Government						
Accessibility Assessment						
Buildings / Facilities						
Day Reporting Center						
145 IKO Way, Suite 101, Hagerstown, MD						
Room / Space	Priority	Key Note	Accessibility Deficiency	ADA Code Reference	Recommendation	Cost
Parking	4H	S-2, S-9	No accessible aisle. Cross Slope at current location of accessible parking space is higher than 2.08% (2.8%). Signage is not at a minimum height of 60" (41.5"). No signage designating space as van accessible.	502.2, 502.3	Level ground surface to compliant slope. Re-draw parking lines to provide a minimum 16' wide parking area including a parking space (minimum 8' wide) and an accessible aisle. Repost signage designating "van accessible" parking space and discouraging parking in access aisle at compliant height.	\$400
Exterior Accessible Route	6M	S-9/A-9, A-2	Entrance does not have sign indicating that it is accessible with the International Sign of Accessibility. Non-accessible entrances do not have signs indicating the location of the nearest accessible entrance.	216.6	Install accessible entrance signs with international Sign of Accessibility at accessible entrances and signs indicating nearest accessible entrance at non-accessible entrances.	\$100
Curb Ramps						
Main Entrance						
Interior Accessible Route	6M	A-3	Accessible route is narrower than a minimum 36" (33").	206	Make structural changes to allow for compliant door frame.	\$2,000
Ramps						
Elevators						
Signs	5M	A-9	Signs are not present throughout building and do not designate permanent rooms and spaces not likely to change over time (except bathroom).	703	Install compliant signs designating permanent rooms and spaces throughout building.	\$300
Controls	6M	E-1, M-1	Some controls are higher than 48" above the floor (51").	309.3	As needed, relocate controls to within compliant reach.	\$500
Fire Alarm Systems						
Seating						
Benches						
(Left) Men's Toilet Room						
Toilet Room - Accessible Route	6M	A-9, A-22, A-28, A-27	Sign designating toilet room does not have raised characters and does not have braille. There is not an accessible pathway to toilet room fixtures that is at least 36" wide (35.5"). Mirror height (above counter) is higher than the 40" maximum (47.5"). Coat hook height is higher than the 48" maximum (66").	703, 206 (Ch 4.3.3), 603.3, 603.4	Install signs designating restroom with raised characters and braille. Remove division wall near entrance to allow for accessible route to toilet fixture. Relocate mirror and coat hook to compliant heights.	\$450
Soap Dispensers and Hand Dryers	9L	A-24	Operable parts of soap dispenser are higher than the 44" maximum height (53"). Operable parts of hand towel dispenser are higher than the 48" maximum height (50").	606, 606.1	Relocate soap dispenser and hand towel dispenser to compliant locations.	\$0
Water Closets	7M	A-24	Both rear(37") and side(37.5") wall grab bars are mounted higher than the 36" maximum. There are protruding objects less than 12" above side wall grab bar (9"). Rear grab bar does not extend at least 12" from water closet centerline towards side wall (11").	609.4, 609.3, 604.5	Relocate grab bars to compliant height and compliant location in reference to water closet. Relocate toilet paper dispenser if still protruding with in 12" above side grab bar after grab bar relocation.	\$25
Toilet Compartment (Stalls)	9L	A-21	There are not door pulls on both side of stall door (only outside).	604.8.1.2	Install door pull on the inside of stall door.	\$10
(Left) Women's Toilet Room						



Toilet Room - Accessible Route	6M	A-9, A-22, A-28, A-27	Sign designating toilet room does not have raised characters and does not have braille. Door threshold is higher than .25" maximum (.5"). There is not an accessible pathway to toilet room fixtures that is at least 36" wide (35.5"). Mirror height (above counter) is higher than the 40" maximum (47.5"). Coat hook height is higher than the 48" maximum (66").	703, 404.2.5, 206 (Ch 4.3.3), 603.3, 603.4	Install signs designating restroom with raised characters and braille. Remove division wall near entrance to allow for accessible route to toilet fixture. Relocate mirror and coat hook to compliant heights.	\$700
Soap Dispensers and Hand Dryers	9L	A-24	Operable parts of soap dispenser are higher than the 44" maximum height (54"). Operable parts of hand towel dispenser are higher than the 48" maximum height (51").	606, 606.1	Relocate soap dispenser and hand towel dispenser to compliant locations.	\$0
Water Closets	7M	A-24, P-5	Both rear(37") and side(37.5") wall grab bars are mounted higher than the 36" maximum. There are protruding objects less than 12" above side wall grab bar (6"). Rear grab bar does not extend at least 12" from water closet centerline towards side wall (10"). Flush control is not on open side of water closet.	609.4, 609.3, 604.5, 604.6	Relocate grab bars compliant height and compliant location in reference to water closet. Relocate toilet paper dispenser if still protruding with in 12" above side grab bar after grab bar relocation. Replace or reorient plumbing of water closet so that the flusher is on the open side of the water closet.	\$225
Toilet Compartment (Stalls)	9L	A-21	Stall door is not self-closing. There are not door pulls on both side of stall door (only outside). Lock hardware removed from door (for drug testing onsite).	604.8.1.2, 404	Install self-closing door hinges on stall door. Install door pull on the inside of stall door. Install lock hardware on doors.	\$75
(Right) Men's Toilet Room						
Toilet Room - Accessible Route	6M	A-9, A-22, A-28, A-27	Sign designating toilet room does not have raised characters and does not have braille. There is not an accessible pathway to toilet room fixtures that is at least 36" wide (35.5"). Mirror height (above counter) is higher than the 40" maximum (48"). Coat hook height is higher than the 48" maximum (69").	609.4, 609.3, 604.5, 604.6	Install signs designating bathroom with raised characters and braille. Remove division wall near entrance to allow for accessible route to toilet fixture. Relocate mirror and coat hook to compliant heights.	\$450
Soap Dispensers and Hand Dryers	9L	A-24	Operable parts of soap dispenser are higher than the 44" maximum height (53"). Operable parts of hand towel dispenser are higher than the 48" maximum height (53").	606, 606.1	Relocate soap dispenser and hand towel dispenser to compliant locations.	\$0
Water Closets	7M	A-24, P-5	Both rear(37") and side(37") wall grab bars are mounted higher than the 36" maximum. Flush control is not on open side of water closet.	609.4, 604.6	Relocate grab bars to compliant height and compliant location in reference to water closet. Replace or reorient plumbing of water closet so that the flusher is on the open side of the water closet.	\$225
Toilet Compartment (Stalls)	9L	A-21	There are not door pulls on both side of stall door (only outside).	604.8.1.2	Install door pull on the inside of stall door.	\$10
(Right) Women's Toilet Room						
Toilet Room - Accessible Route	6M	A-9, A-22, A-28, A-27	Sign designating toilet room does not have raised characters and does not have braille. There is not an accessible pathway to toilet room fixtures that is at least 36" wide (35.5"). Mirror height (above counter) is higher than the 40" maximum (48"). Coat hook height is higher than the 48" maximum (70").	609.4, 609.3, 604.5, 604.6	Install signs designating bathroom with raised characters and braille. Remove division wall near entrance to allow for accessible route to toilet fixture. Relocate mirror and coat hook to compliant heights.	\$450
Soap Dispensers and Hand Dryers	9L	A-24	Operable parts of soap dispenser are higher than the 44" maximum height (53"). Operable parts of hand towel dispenser are higher than the 48" maximum height (53").	606, 606.1	Relocate soap dispenser and hand towel dispenser to compliant locations.	\$0

Water Closets	7M	A-24	Both rear(37") and side(37") wall grab bars are mounted higher than the 36" maximum. There are protruding objects less than 12" above side wall grab bar (8").	609.4, 609.3	Relocate grab bars to compliant height and compliant location in reference to water closet. Relocate toilet paper dispenser if still protruding with in 12" above side grab bar after grab bar relocation.	\$25
Toilet Compartment (Stalls)	9L	A-21	Stall door is not self-closing. There are not door pulls on both sides of stall door (only outside). Lock hardware removed from door (for drug testing onsite).	604.8.1.2, 404	Install self-closing door hinges on stall door. Install door pull on the inside of stall door. Install lock hardware on doors.	\$75
Drinking Fountain	10L	P-4	Spout outlet is lower than minimum 38" height above floor (37.5").	602.4	Reorient drinking fountain spout to compliant height.	\$50
Service Counters						
					Total	\$6,070



Accessible Parking



Ramp



Exterior Entrance Route



Exterior Entrance Route



Main Entrance Interior




Drinking Fountain



(Left) Men's Toilet Room Entrance



(Left) Men's Toilet Room Sinks



(Left) Men's Toilet Room Interior



(Left) Men's Toilet Room Accessible Water Closet / Stall



(Left) Women's Toilet Room Entrance



(Left) Women's Toilet Room Sink



(Left) Women's Toilet Room Interior Access Route



(Left) Women's Toilet Room Accessible Water Closet / Stall



(Right) Men's Toilet Room Entrance



(Right) Men's Toilet Room Interior Access Route



(Right) Men's Toilet Room Sinks



(Right) Men's Toilet Room Accessible Water Closet / Stall



(Right) Women's Toilet Room Entrance



(Right) Women's Toilet Room Sinks



(Right) Women's Toilet Room Accessible Water Closet / Stall

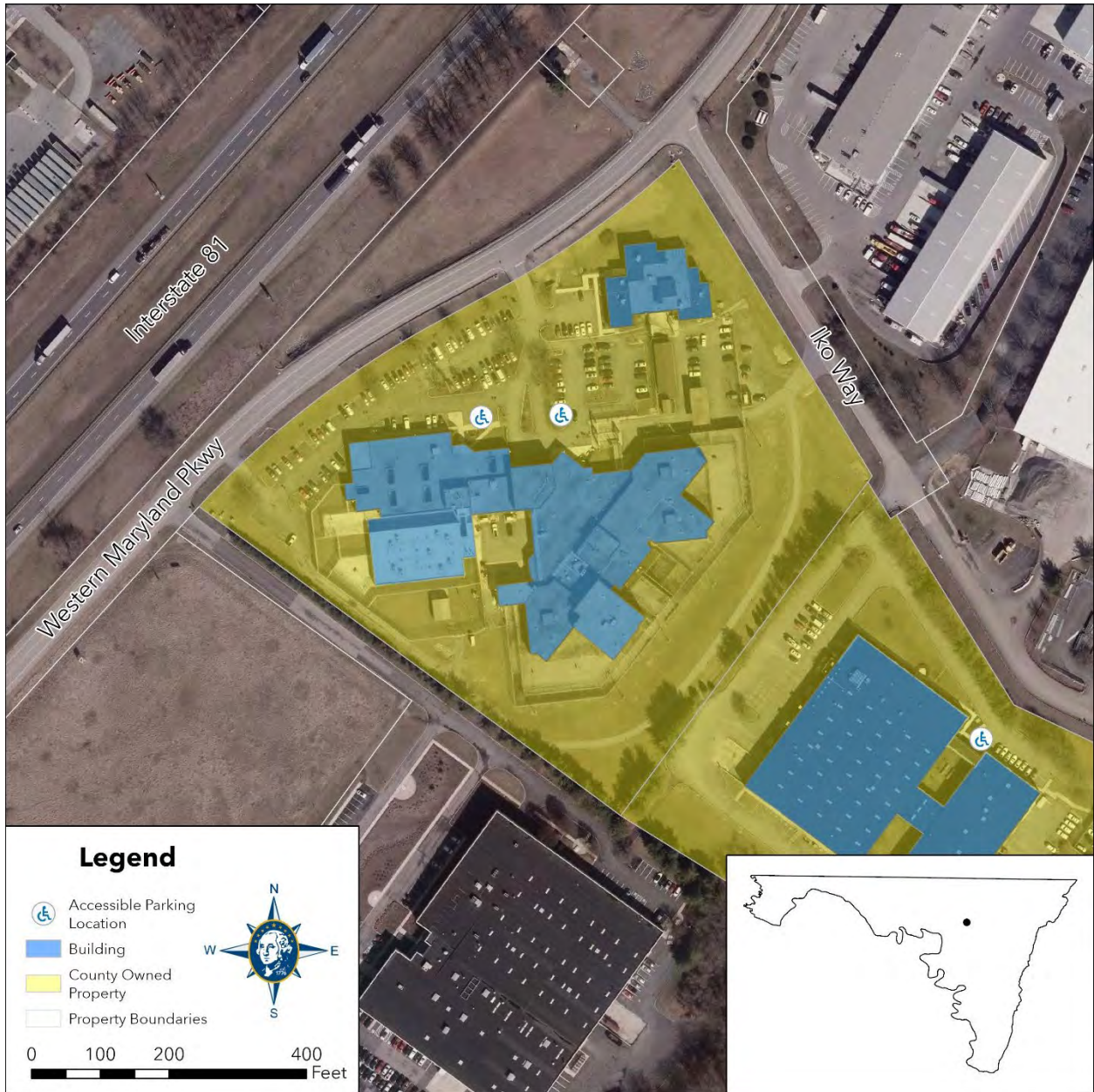


(Right) Women's Toilet Room Accessible Stall Door



# Washington County Detention Center

500 Western Maryland Parkway  
Hagerstown, MD 21740





Washington County Government						
Accessibility Assessment						
Buildings / Facilities						
Washington County Sheriff Detention Center 500 Western Maryland Parkway, Hagerstown, MD 21740						
Room / Space	Priority	Key Note	Accessibility Deficiency	ADA Code Reference	Recommendation	Cost
Parking	4H	S-9, S-2	No parking spaces are currently marked or identified as "van accessible". Access aisle is not marked as to discourage parking in it. Cross slope at accessible parking location exceeds 2.08% (3.8%).	502.6, 502.3.3, 502.4	Add signage designating a parking location as "van accessible" and marking & discouraging parking in accessible aisle. Ensure that accessible parking area slopes do not exceed 2.08% when repaved.	\$100
Exterior Accessible Route						
Curb Ramps	4H	S-3	Slope of curb ramp right flare exceeds 10.0% (11.7%).	406.3	Repair curb ramp so that flare slope does not exceed 10.0%. Preferably add detectable warning surface.	\$5,000
Main Entrance						
Interior Accessible Route						
Ramps						
Elevators						
Signs	5M	A-9	No signage designating permanent rooms and spaces not likely to change over time.	216 / 703	Install signage throughout building designating permanent rooms and spaces not likely to change over time that has raised characters and braille in compliant locations.	\$5,000
Controls	6M	E-1	Light controls are located outside of 48" accessible reach from floor. (52")	308.2.1	Relocate controls throughout building to locations within accessible reach range.	\$65,000
Fire Alarm Systems						
Seating						
Benches						
Men's Toilet Room						
Toilet Room - Accessible Route	7M	A-9	Sign is not located on latch side of door. There is not 18" of maneuverable clearance beyond latch side of door. Mirror height is greater than 40" minimum from floor (44"). Pipes below lavatory are not insulated or otherwise configured to protect against contact.	703.4.2, 404.2.4, 603.3, 606.5	Relocate sign to latch side of door. Relocate mirror to compliant height. Install insulation or configure pipes below lavatory to protect against contact.	\$50
Soap Dispensers and Hand Dryers	9L	A-24	Soap dispenser is located greater than 25" deep (27") and above 44" obstructed accessible reach range (46"). Hand towel dispenser is located above 44" obstructed accessible reach range (49").	308, 308.2.2 / 606.1	Relocate soap dispenser and hand towel dispenser to compliant locations.	\$0
Water Closets	7M	A-24, A-25, P-1	Centerline of water closet is greater than 18" from sidewall (21"). There is less than 60" of clearance from side wall provided for water closet (40"). Toilet seat height exceeds 19" (19.5"). Top of grab bars are greater than 36" above floor (39"). No rear grab bar present (located on both side walls).	604.2, 604.3.1, 604.4, 609.4, 604.5.2	Relocate water closet to compliant location in reference to sidewall. Reorient stall fixtures to allow for 60" of clearance from sidewall. Replace toilet seat to allow for compliant height. Relocate grab bars to compliant height. Install rear grab bar.	\$500

Toilet Compartment (Stalls)	6M	A-24, A-25	Door pulls are not located on both sides of stall door. Door lock required pinching for operation. Compartment is less than 60" in width (40"). Less than 60"x59" compartment size with door swing in.	604.8.1.2 / 604.8.2.2, 604.9.7 / 604.8	Install door pulls on both sides of stall door. Replace door lock. Reorient stall fixtures to allow for 60" of compartment width. Switch door hinges to allow for complaint space with door swing.	\$3,000
Women's Toilet Room						
Toilet Room - Accessible Route	7M	A-9	Sign is not located on latch side of door. There is not 18" of maneuverable clearance beyond latch side of door. Mirror height is greater than 40" minimum from floor (43"). Pipes below lavatory are not insulated or otherwise configured to protect against contact.	703.4.2, 404.2.4, 603.3, 606.5	Relocate sign to latch side of door. Relocate mirror to compliant height. Install insulation or configure pipes below lavatory to protect against contact.	\$50
Soap Dispensers and Hand Dryers	9L	A-24	Hand towel dispenser is located outside of 48" accessible reach range (49").	308 / 606.1	Relocate hand towel dispenser to within accessible reach.	\$0
Water Closets	7M	A-24, A-25, P-1	Centerline of water closet is greater than 18" from sidewall (21.5"). There is less than 60" of clearance from side wall provided for water closet (41.5"). Toilet seat height exceeds 19" (20"). Top of grab bars are greater than 36" above floor (37.5"). No rear grab bar present (located on both side walls).	604.2, 604.3.1, 604.4, 609.4, 604.5.2	Relocate water closet to compliant location in reference to sidewall. Reorient stall fixtures to allow for 60" of clearance from sidewall. Replace toilet seat to allow for compliant height. Relocate grab bars to compliant height. Install rear grab bar.	\$500
Toilet Compartment (Stalls)	6M	A-24, A-25	Door pulls are not located on both sides of stall door. No door lock present. Door is not self-closing. Compartment is less than 60" in width (41.5"). Less than 60"x59" compartment size with door swing in.	604.8.1.2 / 604.8.2.2, 604.9.7 / 604.8	Install door pulls on both sides of stall door and door lock. Install self-closing door hinges. Reorient stall fixtures to allow for 60" of compartment width. Switch door hinges to allow for complaint space with door swing.	\$1,750
Drinking Fountain	8M	P-4	Spout outlet is lower than 38" above floor (37"). Spout outlet is less than 15" from rear of drinking fountain (8.5").	602.4, 602.5	Replace drinking fountain.	\$800
Service Counters	5M	A-14	Current service counter has a height that far exceeds 36" in height from floor. (the counter appears to not be in use)	308	Replace service counter.	\$2,500
					Total	\$84,250



Accessible Parking



Main Entrance Route / Curb Ramp



Main Entrance Interior



Service Counter



Lobby Seating




Toilet Room Entrances



Men's Toilet Room Interior / Sink



Men's Toilet Room Accessible Water Closet / Stall



Women's Toilet Room Interior



Women's Toilet Room Sink



Women's Toilet Room Accessible Water Closet / Stall



Women's Toilet Room Accessible Stall Door

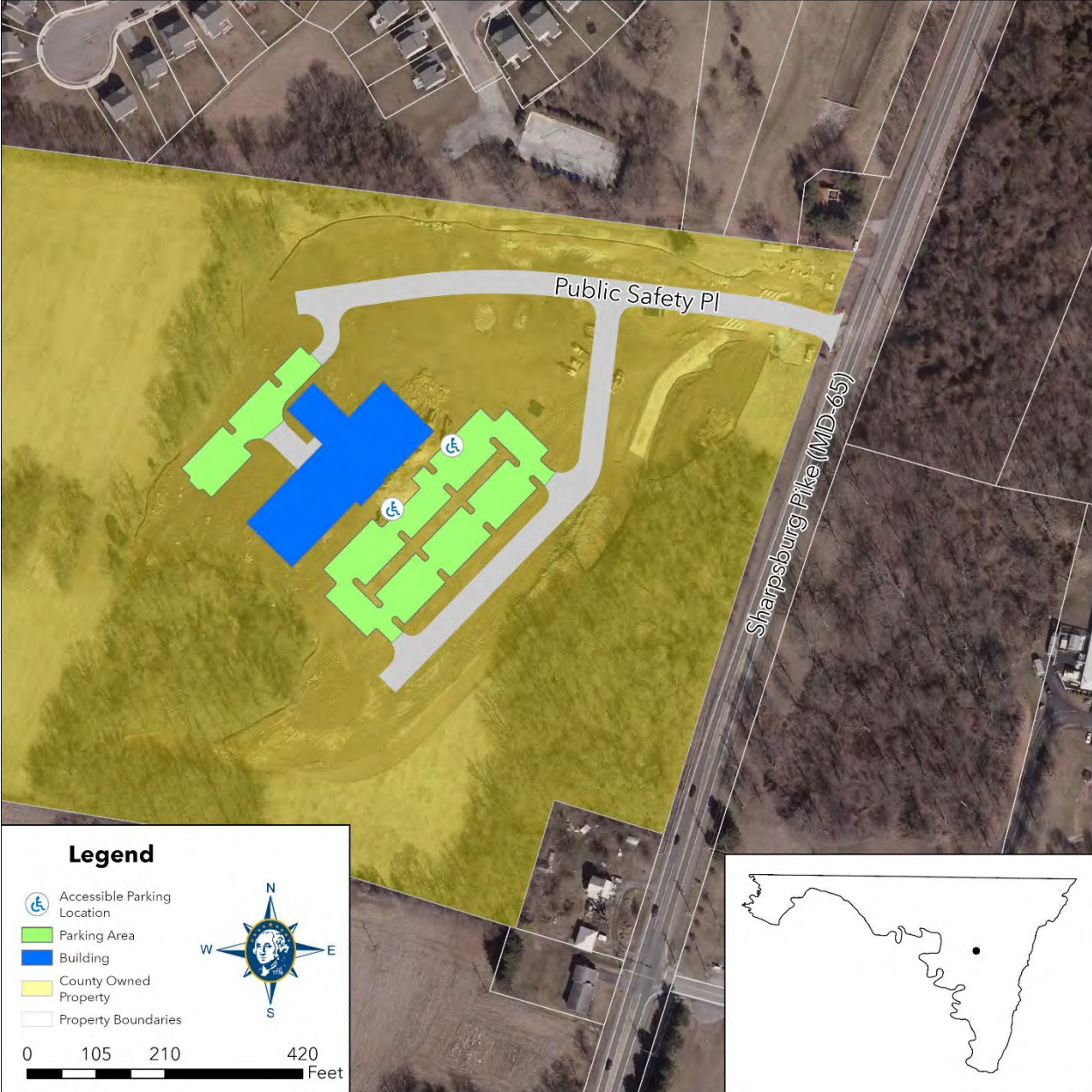


Drinking Fountain



# Public Safety Training Center

18350 Public Safety Place  
Hagerstown, MD 21740



Washington County Government						
Accessibility Assessment						
Buildings / Facilities						
Public Safety Training Center						
18350 Public Safety Place, Hagerstown, MD 21740						
Room / Space	Priority	Key Note	Accessibility Deficiency	ADA Code Reference	Recommendation	Cost
Parking						
Exterior Accessible Route						
Curb Ramps						
Main Entrance						
Interior Accessible Route						
Ramps						
Elevators						
Signs						
Controls						
Fire Alarm Systems						
Seating						
Men's Locker Room						
Benches						
Women's Locker Room						
Benches						
Staff Locker Room						
Benches						
Public Men's Toilet Room						
Toilet Room - Accessible Route						
Soap Dispensers and Hand Dryers						
Water Closets						
Toilet Compartment (Stalls)						
Public Women's Toilet Room						
Toilet Room - Accessible Route						
Soap Dispensers and Hand Dryers						
Water Closets						
Toilet Compartment (Stalls)						
Men's Locker Room - Toilet Room						
Toilet Room - Accessible Route						
Soap Dispensers and Hand Dryers						



Water Closets						
Toilet Compartment (Stalls)						
Women's Locker Room - Toilet Room						
Toilet Room - Accessible Route						
Soap Dispensers and Hand Dryers						
Water Closets						
Toilet Compartment (Stalls)						
Staff Locker Room - Toilet Room						
Toilet Room - Accessible Route						
Soap Dispensers and Hand Dryers						
Water Closets						
Toilet Compartment (Stalls)						
Drinking Fountain						
Service Counters						
					Total	\$0



Main Entrance Accessible Parking



Alternative Entrance Accessible Parking



Exterior Entrance Route



Main Entrance



Main Entrance Interior



Service Counter




Drinking Fountain



Drinking Fountain (Outside Locker Rooms)



Women's Locker Room Entrance



Women's Locker Room Locker & Bench Fixtures



Women's Locker Room Sinks



Women's Locker Room Accessible Water Closet / Stall



Men's Locker Room Entrance



Men's Locker Room Locker & Bench Fixtures



Men's Locker Room Sinks



Men's Locker Room Accessible Bench Fixture



Men's Toilet Room Entrance



Men's Toilet Room Sinks



Men's Toilet Room Accessible Water Closet / Stall




Women's Toilet Room Entrance



Women's Toilet Room Sinks



Women's Toilet Room Accessible Water Closet / Stall



Staff Locker Room Single-Use Toilet Room



Staff Locker Single-Use Toilet Room



Staff Locker Room Single Use Toilet  
Room Sink



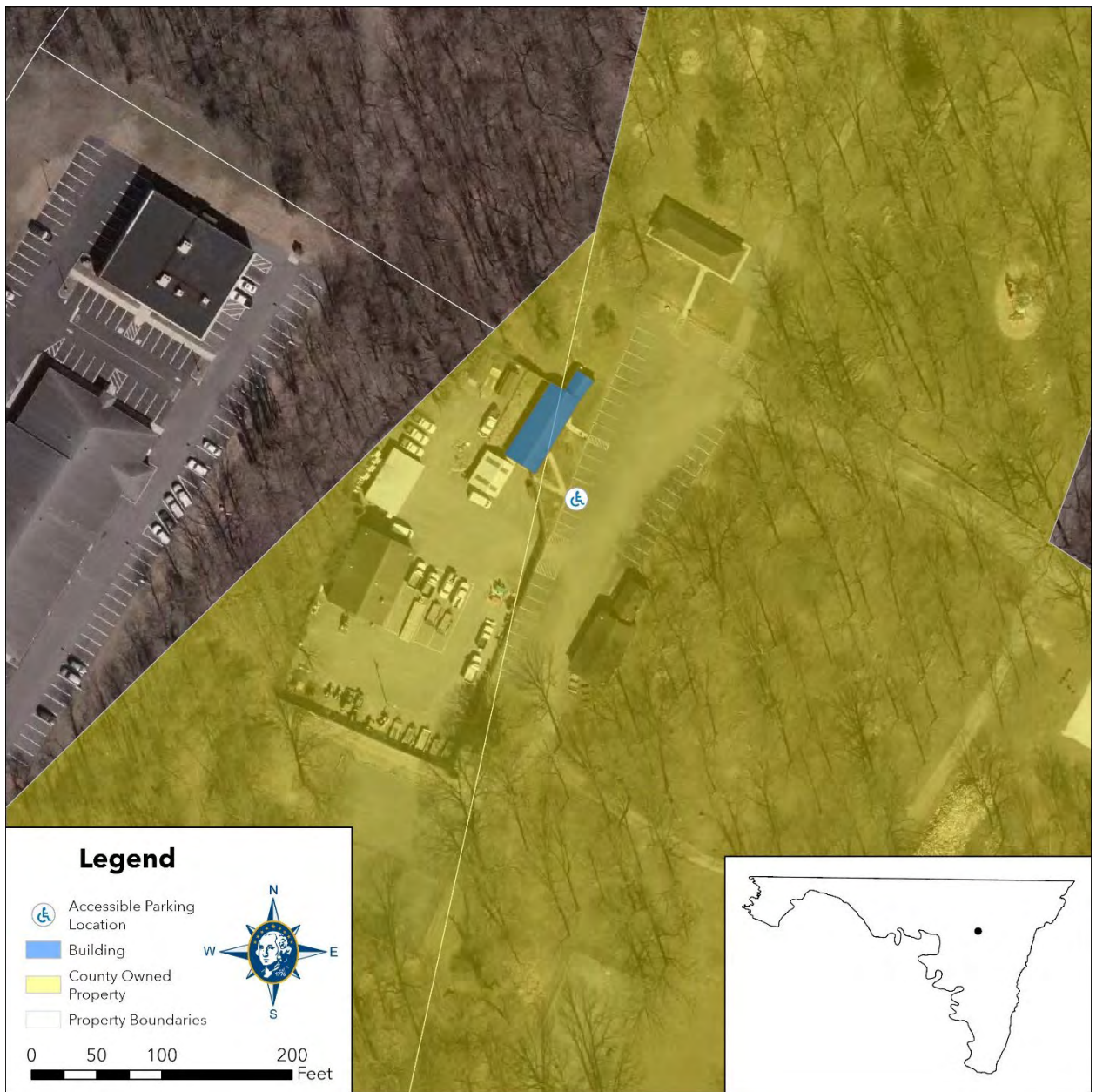
Staff Locker Room Single-Use Accessible  
Water Closet



# Parks / Facilities

## Administrative Office Building

1307 Maryland Avenue  
Hagerstown, MD 21740





Washington County Government						
Accessibility Assessment						
Buildings / Facilities						
Doubs Woods Parks Building						
1307 S Potomac Street, Hagerstown, MD 21740						
Room / Space	Priority	Key Note	Accessibility Deficiency	ADA Code Reference	Recommendation	Cost
Parking	4H	S-9, S-2	The slope of the accessible parking space area / access aisle is higher than 2.08% (4.7%). Access aisle is not marked as to discourage parking in it. No accessible parking spaces, none have "van accessible" signage.	502.4, 502.3.3, 502.6	When parking lot is repaved, ensure that accessible parking area has compliant slope. Add signage as to discourage parking in the access aisle and designating "van accessible" signage.	\$50
Right Side Entrance						
Exterior Accessible Route	1H	S-3	Slope on path exceeds 5.0% (Ramp).	206	See recommendation below (Ramp recommendation)	
Curb Ramps						
Main Entrance	6M	S-9, A-1	Entrance does not have a sign designating it as an accessible entrance or indicating the location of the nearest accessible entrance with the international Symbol of Accessibility. Door threshold exceeds .75" above ground (1").	216.1, 404.2.5	Add compliant signage. Replace door threshold.	\$275
Ramps	1H	S-1, S-3, S-7, S-8	The running slope of the ramp is steeper than the maximum 8.33% (19.3%). Handrails are not present on both sides. Top of handrail surface is less than 34" above ramp surface (32"). The handrail does not extend at least 12" beyond the inside face of the handrail and does not return to a wall, guard, or landing surface. The surface of the ramp does not extend 12" beyond the inside face of the handrail. There is no curb or barrier present that prevents the passage of a 4" diameter sphere.	405.2, 505.2, 505.4, 505.10, 405.9.2	Potentially remove this ramp.	\$3,000
Left Side Entrance						
Exterior Accessible Route	1H	S-3	Slope on path exceeds 5.0% (Ramp).	206	See recommendation below (Ramp recommendation)	
Curb Ramps						
Main Entrance	6M	S-9, A-1	Entrance does not have a sign designating it as an accessible entrance or indicating the location of the nearest accessible entrance with the international Symbol of Accessibility. There is not an 18" x 60" area of maneuvering that extends past latch side of door. Door threshold exceeds .75" above ground (1"). Door closing speed is too fast.	216.1, 404.2.5	Add compliant signage. Replace door threshold. Extend landing at top of ramp to allow for clear maneuvering area on latch side of door. Adjust door hardware so that door closing speed is at compliant time.	\$5,275

Ramps	1H	S-1, S-3, S-7, S-8	Top of handrail surface is less than 34" above ramp surface (33"). The handrail does not extend at least 12" beyond the inside face of the handrail. The surface of the ramp does not extend 12" beyond the inside face of the handrail. There is no curb or barrier present that prevents the passage of a 4" diameter sphere.	505.4, 505.10, 405.9.2	Widen ramp to allow for surface extensions with handrails and to allow complaint width between handrails. Pave path across front of build to allow accessible entrance to main lobby area of building.	\$30,000
Interior Accessible Route	5M	A-13	Objects protrude more than 4" into circulation path of accessible route (Wi-Fi router & air filter limit route width to 27").	307	Relocate air filter and Wi-Fi router to locations outside of access route circulation path.	\$3,500
Elevators						
Signs	5M	A-9	There are no signs throughout building (with exception of restrooms which have signs on doors without raised characters and braille) designating permanent rooms and spaces that are not likely to change over time.	216	Install signage with contrasting raised characters and braille on latch side of door at compliant height at entrances to permanently designated rooms.	\$225
Controls	7M	M-1, E-1	Less than a 30"x48" clear floor space for control approach. Operable parts of controls are higher than 48" above ground floor (54").	305.3, 308.2.1	Ensure that furniture and other non-permanent fixtures set to provide clear floor space for approach to controls. Relocate controls to within 48" accessible reach from floor.	\$5,000
Fire Alarm Systems						
Seating						
Benches						
Men's Toilet Room						
Toilet Room - Accessible Route	7M	A-9, A-28, A-23, P-6, A-27	Sign located on door (not latch side) and does not have raised characters or braille. Mirror is higher than 40" above the ground (50"). Lavatory surface counter height is higher than 34" above ground (35"). Pipes below sink are not insulated to protect against contact. No coat hook present.	703.4.2, 603.3, 606.3, 606.5, 603.4	Install compliant sign identifying room on latch side of door. Lower mirror to where bottom edge is 40" above floor. More lavatory or replace lavatory at complaint height. Install pipe insulation to pipes below sink to protect against contact. Install coat hook at compliant height.	\$550
Soap Dispensers and Hand Dryers	9L	A-24	Soap dispenser is higher than 44" above floor (46"). Hand towel dispenser is higher than 48" above floor (54").	606.1	Relocate soap dispenser and hand towel dispenser to compliant locations at complaint heights.	\$0

Water Closets	6M	A-24, P-1, A-25, P-5	Centerline of water closet is great than 18" from sidewall (22.5"). Clearance around water closet is not achieve 60" from sidewall (42"). Sidewall grab bar is less than 42" in length (25"), more than 12" from rear wall (21"), and greater than 36" in height from floor to top of gripping surface (36.5"). No grab bar present on rear wall. Flush control is not on open side of water closet. Centerline of toilet paper dispenser is less than 7" from the front of the water closet (0").	604.2, 604.3.1, 609/604.5, 604.6, 604.7	Move or replace water closet so that its centerline is between 16" & 18" from sidewall and that its flush control is on the open side of the water closet. Remove dividing wall to next "stall" to allow for adequate clearance around water closet. Install new grab bars at complaint locations. Relocate toilet paper dispenser to complaint location in refence to water closet and grab bar clearances.	\$2,750	
Toilet Compartment (Stalls)							
Women's Toilet Room							
Toilet Room - Accessible Route	6M	A-9, A-20, A-24, P-5, A-27	Sign located on door (not latch side) and does not have raised characters or braille. Less than 18" of maneuvering clearance beyond the latch side of door. Path to fixtures is less than 36" in width. Inadequate clearance for wheelchair turn around 60"x60" required (50"x56"). Lavatory faucet handles require tight grasping and twisting of the wrist. No coat hook present.	703.4.2, 404.2.4.1, 603.2.1, 606.4, 603.4	Install compliant sign identifying room on latch side of door. Clear supplies in toilet to allow for adequate wheelchair turning space. Replace sink faucets with ADA compliant faucets. Install coat hook at compliant height. Aternatively, convert Men's room into a single use restroom and eliminate women's restroom (use for another purpose).	\$225	
Soap Dispensers and Hand Dryers	9L	A-24	Hand towel dispenser is higher than 44" above floor (53").	606.1	Relocate hand towel dispenser to compliant location at complaint height.	\$0	
Water Closets	6M	A-24, P-1, A-25	Centerline of water closet is great than 18" from sidewall (22.5"). Clearance around water closet is not achieve 60" from sidewall (42.5") or 56" from rear wall (35.5"). Sidewall grab bar is less than 42" in length (25"), more than 12" from rear wall (15"), and greater than 36" in height from floor to top of gripping surface(37"). No grab bar present on rear wall. Centerline of toilet paper dispenser is less than 7" from the front of the water closet (-10").	604.2, 604.3.1, 609/604.5, 604.7	Move or replace water closet so that its centerline is between 16" & 18" from sidewall. Remove dividing wall and relocate furniture to allow for adequate clearance around water closet. Install new grab bars at complaint locations. Relocate toilet paper dispenser to complaint location in refence to water closet and grab bar clearances.	\$2,500	
Toilet Compartment (Stalls)							
Drinking Fountain							
Service Counters	6M	A-14	Accessible portion of counter (under 36" counter-top height) is not a minimum of 36" in length.	205	Add compliant extension (replacing prior extension) to end of service counter.	\$150	
						Total	\$53,500



Accessible Parking



(Right) Ramp to Main Entrance




(Left) Ramp to Alternative Entrance



Main Entrance Exterior



Main Entrance



Main Entrance Interior



Alternative Entrance



Alternative Entrance Interior




Alternative Entrance Interior Access Route



Lobby / Service Counter



Men's Toilet Room Entrance




Men's Toilet Room Interior / Sinks



Men's Toilet Room Stall Fixtures



Men's Toilet Room Accessible Water Closet / Stall



Women's Toilet Room Entrance



Women's Toilet Room Interior



Women's Toilet Room Sink

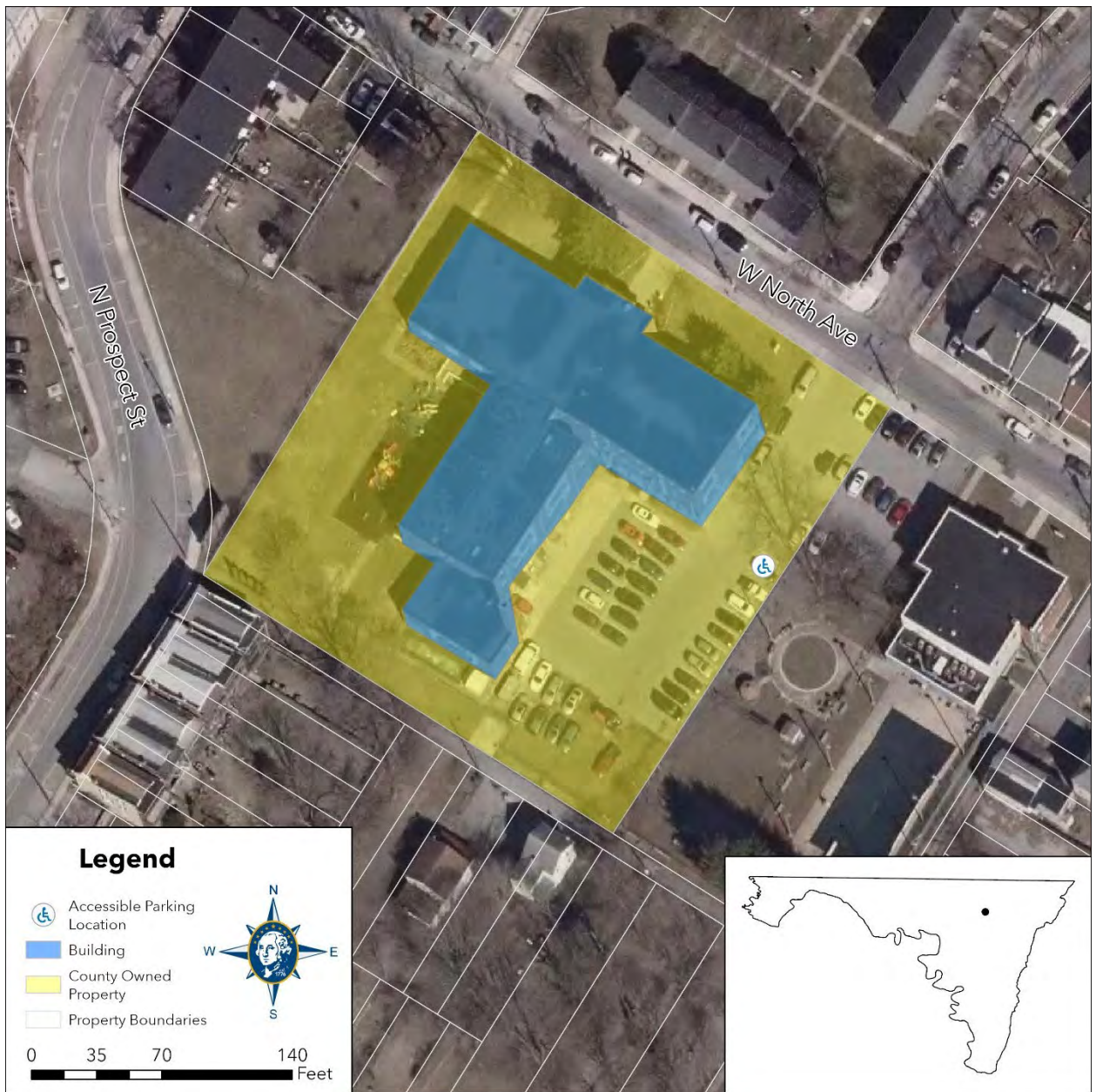


Women's Toilet Room Accessible Water Closet / Stall



# Martin Luther King Jr. Community Center

131 West North Avenue  
Hagerstown, MD 21740





Washington County Government						
Accessibility Assessment						
Buildings / Facilities						
MLK Community Center						
131 West North Avenue, Hagerstown, MD 21740						
Room / Space	Priority	Key Note	Accessibility Deficiency	ADA Code Reference	Recommendation	Cost
Parking	4H	S-2, S-9	Slope in the accessible parking area surpasses 2.08% (6.5%). There is no signage as to discourage parking in accessible aisle or labeling spaces as "Van Accessible". Accessible parking spaces are not located on the closest accessible route to accessible entrances.	502.4, 502.6, 502.7	Relocate accessible parking spaces to locations closest to accessible entrances, 1 for the head start entrance and the other for the Children in Need entrance. Each with an accessible aisle and parking space totaling 16' in width and marked as "Van Accessible" and as to discourage parking in the accessible aisle. Ensure that slope are within compliance in accessible parking area.	\$750
Head start						
Exterior Accessible Route	4H	S-3	Cross Slope exceeds 2.08% (7.5%).	206	Repave exterior entrance route so that slopes are compliant.	\$10,000
Curb Ramps						
Main Entrance	6M	A-1, A-2, A-9/S-9	Main entrance does not have accessible entrance sign with the International Sign of Accessibility. Non-accessible entrances do not have sign indicating the location of the nearest accessible entrance. Door threshold is too high (1"). Door closing speed it too fast.	216.6, 404.2.5, 404.2.8.1	Provide signage indicating accessible entrances with International Sign of Accessibility and signage at non-accessible entrances indicating the location of the nearest accessible entrance. Replace door threshold. Adjust door closing speed to complaint speed.	\$600
Interior Accessible Route	6M	A-2	Door closing speed is too fast.	404.2.8.1	Adjust door hardware to a compliant closing speed.	\$0
Ramps						
Elevators						
Signs	5M	A-9	Not all permanent rooms or designated spaces not likely to change over time are designated with signage (only restrooms).	216.2	Install ADA complaint signage for permanently designated rooms or spaces not likely to change over time.	\$500
Controls						
Fire Alarm Systems						
Seating						
Benches						
Toilet Room - Accessible Route	9L	A-9, A-28, A-27	Sign is not mounted to wall on latch side of door. Mirror height (above lavatory) is higher than 40" (54.5"). No coat hook presently installed.	216.8, 603.3, 603.4	Relocate sign to wall on latch side of door and mirror to compliant location. Install coat hook at compliant height from floor.	\$10
Soap Dispensers and Hand Dryers	9L	A-24	Operable parts of hand towel dispenser (over sink) exceeds 44" above floor (55").	606.1	Relocate hand towel dispenser to location at compliant height in relation to floor.	\$0

Water Closets	6M	A-24	Centerline of water closet is greater than 18" from sidewall (18.5"). No grab bar is currently installed on either side or rear wall.	604.2, 609	Relocate water closet to location compliant in reference to sidewall. Install grab bars on rear and side walls at compliant locations.	\$650
Toilet Compartment (Stalls)						
Drinking Fountain						
Service Counters	6M	A-14	There is no portion of service counter with lower height than 36"(43.5").	904.4.1	Install an extension of counter that with compliant counter height, depth, and length.	\$250
Children in Need						
Exterior Accessible Route	4H	S-3	Running Slope exceeds 5.0% (7.5%).	206	Repave exterior entrance route so that slopes are compliant.	\$10,000
Curb Ramps						
Main Entrance	6M	A-1, A-2, A-9/S-9	Main entrance does not have accessible entrance sign with the International Sign of Accessibility. Non-accessible entrances do not have sign indicating the location of the nearest accessible entrance. Exterior door hardware requires tight grasping and is less than 34" above the ground (32"). Door threshold is too high (1"). Door closing speed it too fast.	216.6, 404.2.7, 404.2.5, 404.2.8.1	Provide signage indicating accessible entrances with International Sign of Accessibility and signage at non-accessible entrances indicating the location of the nearest accessible entrance. Replace door threshold. Adjust door closing speed to complaint speed.	\$650
Interior Accessible Route	7M	A-2	Door threshold is too high (1"). Door closing speed is too fast.	404.2.5, 404.2.8.1	Replace door threshold. Adjust door hardware to a compliant closing speed.	\$0
Ramps						
Elevators						
Signs	6M	A-9	There is no present signage for permanent rooms or designated spaces not likely to change over time.	216	Install ADA complaint signage for permanently designated rooms or spaces not likely to change over time.	\$250
Controls	6M	E-1	Controls are above 48" accessible reach range (50.5").	308.2.1	Relocate controls to location within accessible reach range.	\$500
Fire Alarm Systems	H1	E-2	Fire Alarm Systems do not have visual indicators.	215	Replace fire alarm system with system that utilizes both audio and visual indicators. Recommendation: install new alarms in front public area.	\$600
Seating						
Benches						
Toilet Room - Accessible Route	6M	A-9, A-19, A-22, A-24, A-28, P-6, A-27	No signage present indicating rooms use as a toilet room. Clear pathway to fixtures within room is less than 36" in width (22.5"). Room is too narrow to allow for 60" diameter area for wheelchair turning space. Mirror is more than 40" above floor (48"). Lavatory has inadequate floor space for forward approach. Pipes beneath lavatory are not insulated as to protect against contact. No coat hook presently installed in room.	216.2, 206, 603.2, 603.3, 606.5, 603.4	Renovate to combine two current toilet rooms to a single use toilet room to allow for compliant turning space and water closet clearance.	\$30,000

Soap Dispensers and Hand Dryers	7M	A-24	No soap dispenser present. Operable parts of hand towel dispenser (not over an obstruction) exceeds 48" above floor (52").	606.1	Install soap dispenser and relocate hand towel dispenser to location at compliant height in relation to floor.	\$35
Water Closets	6M	A-24	Inadequate clearance around water closet. No grab bar is currently installed on either side or rear wall. Flush control is on closed side of water closet.	604.3, 609, 604.6	Install grab bars on rear and side walls at compliant locations. Relocate flush to open side of water closet.	\$150
Toilet Compartment (Stalls)						
Drinking Fountain						
Service Counters						
					Total	\$54,945




Accessible Parking




Accessible Parking Signage

Headstart



Exterior Entrance Route / Main Entrance



Main Entrance Vestibule




Main Entrance Interior



Accessible Chair Lift Entrance




Chair Lift Interior



Front Office Entrance




Service Counter



Interior Access Route



Drinking Fountains




Single-Use Toilet Room Entrance



Single-Use Toilet Room Interior



Single-Use Toilet Room Sink



Single-Use Toilet Room Accessible  
Water Closet

Children In Need



Main Entrance



Main Entrance Interior



Service Counter



Single-Use Toilet Room Interior



Single-Use Toilet Room Sink



Single-Use Toilet Room Accessible Water Closet



# Washington County Office Building

33-35 West Washington Street  
Hagerstown, MD 21740





Washington County Government						
Accessibility Assessment						
Buildings / Facilities						
Washington County Office Building						
33 - 35 West Washington Street, Hagerstown, MD 21740						
Room / Space	Priority	Key Note	Accessibility Deficiency	ADA Code Reference	Recommendation	Cost
Parking						
Exterior Accessible Route						
Curb Ramps						
Main Entrance	6M	S-9/A-9, A-1/A-7, S-5/A-5	Entrance does not have sign indicating that it is accessible with the International Sign of Accessibility. Single door width is too narrow (30" each). Doorway to interior floor level is 6"+ height difference.	216.6, 404.2.8.1	Install handicap entrance signs at accessible entrances. Adjust door clear opening width to minimum accessible width of 32". Decrease difference in ground level/extend "ramp" to no steeper than 1:48 (2.08%) at entrance.	\$100
Interior Accessible Route						
Ramps						
Elevators	5M	M-1/E-1, A-12, A-9	In-car controls not within the 15"-48" floor accessible limits. No audible signals for passing or stopping at floor levels. Signs aren't on both door jambs identifying the floor. Tactical stars aren't on both jambs at main entry level.	407.2.1.1, 407.2.2.1/407.2.2.3, 407.2.3.2	Replace control panel to within accessible reach range. Add hardware so that there are audible signals when passing and stopping at floor levels. Install signage identifying floors on both door jambs with tactical stars included.	\$4,500
Signs	5M	A-9	Signage throughout building designating permanent rooms and spaces not likely to change overtime is not consistent with braille and raised characters.	703.4.1	Install signage designating permanent rooms and spaces not likely to change over time at compliant height with raised characters and braille where needed.	\$1,000
Controls	6M	M-1	Controls higher than 48" A.F.F. (52"-55.5").	309.3	Relocate controls to within 48" accessible reach from floor.	\$20,000
Suite 102 Washington County Treasurer						
Service Counters	7M	A-14	Portion of service counter not at least 36" long (31.5").	904.4.1	Provide accessible counter at 36" in height and length.	\$150
Suite 302 State's Attorney						
Service Counters	7M	A-14	Portion of service counter higher than 36" max height (43") and shorter than min. length of 36" (34").	904.4.1	Provide accessible counter at 36" in height and length.	\$150
Interior Accessible Route	6M	A-3	Accessible route is narrower than a minimum 36" (33.5").	206/206.1		
Suite 400 Western Maryland Consortium						
Service Counters	7M	A-14	Minimum clearance from floor to bottom of counter is less than 27" (25")	306.3.1	Provide accessible portion of counter with a clearance of at least 27" from bottom of counter to floor.	\$150
Interior Accessible Route	6M	A-3	Accessible route is narrower than a minimum 36" (33").	206/206.1		
Fire Alarm Systems						
Seating						

Benches						
Men's Toilet Room						
Toilet Room - Accessible Route	7M	A-9, A-21, A-28, P-6, A-27	Sign text characters do not contrast with background, there is no braille, and they are mounted higher than 48-60" range. Door hardware requires twisting of wrist. Mirror over lavatory located higher than 40" A.F.F. (48"). Pipes below lavatory not insulated or protected against contact. Coat hook located higher than 15-48" A.F.F. (65 1/2")	703, 703.4.1, 309.4, 603.3, 606.5, 603.4	Relocate mirror to compliant height. Insulate pipes beneath lavatory to protect against contact. Relocate coat hook to compliant height.	\$75
Soap Dispensers and Hand Dryers	9L	A-24	Soap dispenser higher than 44" A.F.F. (49").	308/606.1	Relocate soap dispenser to location at compliant height.	\$0
Water Closets	6M	A-24, P-1	Clearance around water closet less than 60" wide (39 1/2"). Toilet seat height greater than 17-19" (19.5"). Side grab bar less than 42" long (41"). Side grab bar more than 12" from rear wall (13.5"). Side grab bar height is lower than 33-36" (29"). No rear grab bar present. Flush control not on open side of water closet. Toilet paper dispenser centerline less than 7-9" from front of water closet (0").	604.3.1, 604.4, 604.5, 604.6, 604.7	Widen clearance area around water closet. Lower toilet seat height. Provide side grab bar with compliant dimensions and location. Install rear grab bar with compliant dimensions and location. Provide flush control on open side of water closet. Relocate toilet paper dispenser to compliant location.	\$400
Toilet Compartment (Stalls)	6M	A-21, A-24	Accessible compartment stall door is not self closing. Door pulls are not on both sides of the door. Compartment is not at least 60" wide (39.5").	604.8.1.2, 604.8.1.1	Replace stall door hinges with self-closing door hinges. Install door pulls on both sides of door. Reorient stall fixtures to ensure that accessible stall is a minimum 60" wide.	\$25,000
Women's Toilet Room						
Toilet Room - Accessible Route	7M	A-21, A-28, P-6, A-27	Door hardware requires twisting of wrist. Mirror over lavatory located higher than 40" A.F.F. (48.5"). Pipes below lavatory not insulated or protected against contact. Coat hook located higher than 15-48" A.F.F. (66")	309.3, 603.3, 606.5, 603.4	Relocate mirror to compliant height. Insulate pipes beneath lavatory to protect against contact. Relocate coat hook to compliant height.	\$100
Soap Dispensers and Hand Dryers	9L	A-24	Towel dispenser higher than 48" A.F.F. (54").	308/606.1	Relocate hand towel dispenser to location at compliant height.	\$0
Water Closets	6M	A-24, P-1	Toilet centerline greater than 16-18" from side wall (20"). Toilet seat height greater than 17-19" (19.5"). Side grab bar less than 42" long (41"). Side grab bar more than 12" from rear wall (13"). Side grab bar height is lower than 33-36" (30"). Less than 12" clearance between grab bar and protruding objects above (4"). No rear grab bar present. Flush control not on open side of water closet. Toilet paper dispenser centerline is less than 7-9" from front of water closet (-9").	604.2, 604.4, 609/604.5, 604.6, 604.7	Relocate toilet to compliant location from side wall. Lower toilet seat height. Provide side grab bar with compliant dimensions and location. Move protruding objects above grab bar to minimum of 12" clearance. Install rear grab bar with compliant dimensions and location. Provide flush control on open side of water closet. Relocate toilet paper dispenser to compliant location.	\$2,500
Toilet Compartment (Stalls)	9L	A-21	Accessible compartment stall door is not self closing. Door pulls are not on both sides of the door.	604.8.1.2	Replace stall door hinges with self-closing door hinges. Install door pulls on both sides of door.	\$50

Drinking Fountain	10L	P-4	Drinking fountain is present but not currently hooked up. Unsure if it is in working condition.		If required, install new water fountain.	\$1,500
Service Counters						
					Total	\$55,675



Main Entrance (35 W Washington)



Main Entrance Interior



Interior Accessible Route



Treasurer's Office Entrance



Treasurer's Office Lobby / Service Counter



Alternative Sanctions Entrance



Alternative Sanctions Interior



Main Entrance (33 W Washington)



Main Entrance Interior (33 W Washington)



Elevator Entrance / Interior



Elevator Control Panel



Western Maryland Consortium Entrance



Western Maryland Consortium Entrance Interior



Western Maryland Consortium Service Counter



3rd Floor Women's Toilet Room Entrance



3rd Floor Women's Toilet Room Sinks



3rd Floor Women's Toilet Room Accessible Water Closet / Stall



3rd Floor Men's Toilet Room Entrance




3<sup>rd</sup> Floor Men's Toilet Room Interior Entrance



3<sup>rd</sup> Floor Men's Toilet Room Sinks




3<sup>rd</sup> Floor Men's Toilet Room Accessible Water Closet / Stall



Western Maryland Consortium Interior Route



State Attorney Office Entrance



State Attorney Interior Entrance





State Attorney Office Service Counter



State Attorney Office Lobby

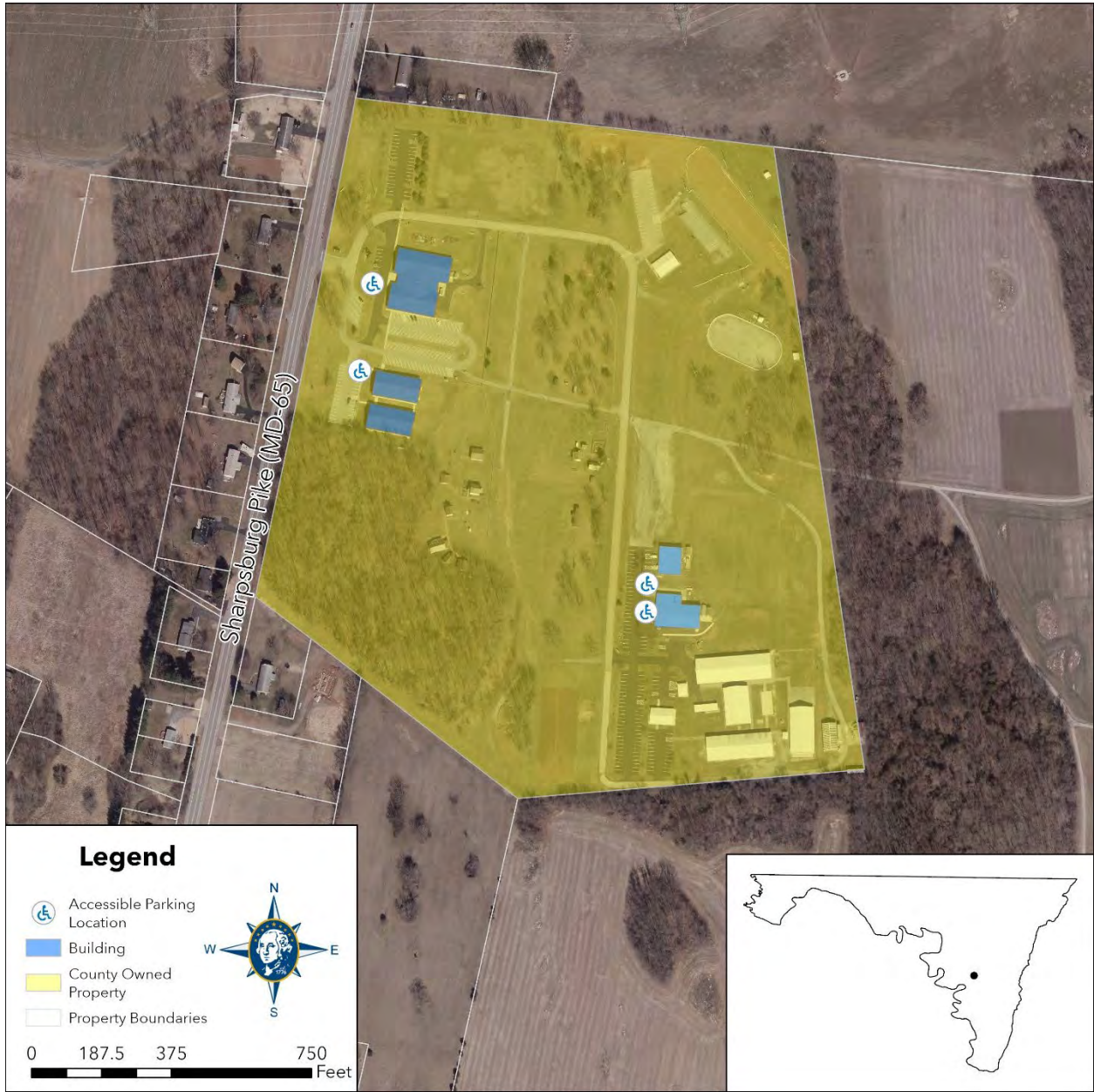


Rear Building Elevator & Drinking Fountain (Neither in Operation)



# Washington County Agricultural Education Center

7313 Sharpsburg Pike  
Boonsboro, MD 21713



Washington County Government						
Accessibility Assessment						
Buildings / Facilities						
Ag Center University of MD Extension 7313 Sharpsburg Pike, Boonsboro, MD 21713						
Room / Space	Priority	Key Note	Accessibility Deficiency	ADA Code Reference	Recommendation	Cost
Parking	6M	S-2, S-3	Access aisle not marked to discourage parking in them. Cross Slope at access aisle is steeper than 2.08% (3%).	502.4	Install signs at access aisles. Ensure surface at compliant level when repaved.	\$50
Exterior Accessible Route						
Curb Ramps						
Main Entrance						
Interior Accessible Route						
Ramps						
Elevators						
Signs						
Controls						
Fire Alarm Systems						
Seating						
Benches						
Men's Toilet Room						
Toilet Room - Accessible Route	9L	P-6	Pipes below lavatory are not insulated or protected from contact. Coat hook is higher than 48" above the floor (53.5").	606.5, 603.4	Install pipe insulation. Lower coat hook to compliant height.	\$50
Soap Dispensers and Hand Dryers						
Water Closets						
Toilet Compartment (Stalls)	9L	A-21	Stall door is not self-closing.	604.8.1.2	Install self-closing door hinges on the door of accessible restroom stall	\$50
Women's Toilet Room						
Toilet Room - Accessible Route	9L	P-6	Pipes below lavatory are not insulated or protected from contact. Coat hook is higher than 48" above the floor (53").	606.5	Install pipe insulation. Lower coat hook to compliant height.	\$45
Soap Dispensers and Hand Dryers						
Water Closets						
Toilet Compartment (Stalls)	9L	A-21	Stall door is not self-closing.	604.8.1.2	Install self-closing door hinges on the door of accessible restroom stall	\$50
Drinking Fountain	10L	S-14	Spout outlet lower than 38-43" A.F.F. (35")	602.4	Raise drinking fountain so spout outlet is between 38-43"	\$75
Service Counters						
					Total	\$320

Washington County Government						
Accessibility Assessment						
Buildings / Facilities						
Ag Center Multi-Purpose Building 7313 Sharpsburg Pike, Boonsboro, MD 21713						
Room / Space	Priority	Key Note	Accessibility Deficiency	ADA Code Reference	Recommendation	Cost
Parking	6M	S-2	Access aisle not marked to discourage parking in them.	502.4	Install signs at access aisles.	\$50
Exterior Accessible Route						
Curb Ramps						
Main Entrance	7M	A-2	Door closer speed too fast.	404.2.8	Adjust door closer to compliant speed.	\$0
Interior Accessible Route						
Ramps						
Elevators						
Signs						
Controls						
Fire Alarm Systems						
Seating						
Benches						
Men's Toilet Room						
Toilet Room - Accessible Route	7M	A-11, A-27	Not at least 18" of maneuvering clearance on latch side on front approach to pull side of door. Coat hook higher than 15-48" above floor (61.5")	404.2.4, 603.4	Reverse door swing to allow 18" of clearance beyond latch side of door. Lower coat hook to compliant height.	\$0
Soap Dispensers and Hand Dryers	9L	A-24	Soap dispenser above lavatory higher than 48" above floor (48.5")	308/606.1	Lower soap dispenser to compliant height.	\$0
Water Closets	6M	A-24	Water closet clearance not at least 60" from side wall (59.5"). Not at least 12" clearance between side wall grab bar and protruding objects above (6"). Rear wall grab bar not at least 36" long (25") and does not extend at least 24" on open side (12.5"). Toilet paper dispenser centerline is less than 7-9" from front of water closet (4").	604.8.1.1, 604.5.2, 604.9.6	Reorient stall fixtures to allow for a 60" compartment width. Move protruding objects above side grab bar to minimum 12" clearance. Install 36" grab bar on rear wall at compliant location. Move toilet paper dispenser centerline to 7-9" from front of water closet.	\$350
Toilet Compartment (Stalls)	9L	A-21	Stall door is not self-closing. Door pulls not on both sides of door. Lock not operable with one hand without tight grasping, pinching, or twisting of the wrist.	604.8.1.2, 309.4	Install self-closing door hinges on the door of accessible restroom stall. Install door pulls and lock at compliant locations on stall door.	\$30
Women's Toilet Room						
Toilet Room - Accessible Route	7M	A-11, A-22, A-27	Not at least 18" of maneuvering clearance on latch side on front approach to pull side of door. There is not a 36" clear path to each type of fixture (35"). Coat hook higher than 15-48" A.F.F. (61")	404.2.4, 206, 603.4	Reverse door swing to allow 18" of clearance beyond latch side of door. Lower coat hook to compliant height.	\$25
Soap Dispensers and Hand Dryers						

Water Closets	6M	A-24	Water closet clearance not at least 60" from side wall (59.5"). Not at least 12" clearance between side wall grab bar and protruding objects above (6"). Rear wall grab bar not at least 36" long (25") and does not extend at least 24" on open side (12.5"). Toilet paper dispenser centerline is less than 7-9" from front of water closet (2").	604.8.1.1, 609.3, 604.5.2, 604.9.6	Reorient stall fixtures to allow for a 60" compartment width. Move protruding objects above side grab bar to minimum 12" clearance. Install 36" grab bar on rear wall at compliant location. Move toilet paper dispenser centerline to 7-9" from front of water closet.	\$350
Toilet Compartment (Stalls)	9L	A-21	Stall door is not self-closing. Door pulls not on both sides of door. Lock not operable with one hand without tight grasping, pinching, or twisting of the wrist. Water closet compartment not at least 60" wide (59.5").	604.8.1.2, 309.4, 604.8.1.1	Install self-closing door hinges on the door of accessible restroom stall. Install door pulls and lock at compliant locations on stall door. Widen stall to compliant width of 60" (Cost included with water closets).	\$30
Drinking Fountain						
Service Counters						
					Total	\$835

Washington County Government						
Accessibility Assessment						
Buildings / Facilities						
Ag Center Kennel Building 7313 Sharpsburg Pike, Boonsboro, MD 21713						
Room / Space	Priority	Key Note	Accessibility Deficiency	ADA Code Reference	Recommendation	Cost
Parking	6M	S-2	Access aisle not marked to discourage parking in them.	502.4	Install signs at access aisles.	\$50
Exterior Accessible Route						
Curb Ramps						
Main Entrance	7M	A-2	Carpet mats at building entrance higher than 1/2" thick and edges are not securely attached to minimize tripping hazards. Door closer speed too fast.	302.2, 404.2.8	Remove plush carpet mats. Adjust door closer to compliant speed.	\$0
Interior Accessible Route						
Ramps						
Elevators						
Signs						
Controls						
Fire Alarm Systems						
Seating						
Benches						
Men's Toilet Room						
Toilet Room - Accessible Route	6M	A-21, A-22, A-28, P-6	Door equipped with hardware that requires tight grasping and twisting of the wrist. There is not a 36" clear path to each type of fixture. Mirror over lavatory higher than 40" above floor (44"). Pipes below lavatory not insulated or protected against contact.	309.4, 206, 603.3, 606.5	Replace door hardware with compliant hardware that does not require tight grasping, pinching, or twisting of the wrist. Move storage shelf to allow 36" clear path to lavatory. Relocate mirror to compliant height. Insulate pipes beneath lavatory to protect against contact.	\$75
Soap Dispensers and Hand Dryers	9L	A-24	Soap dispenser above lavatory higher than 48" above floor (53"). Towel dispenser higher than 48" above floor (51.5").	606.1	Lower soap dispenser to compliant height. Relocate hand towel dispenser to location at compliant height.	\$0
Water Closets	7M	A-24	Not at least 12" clearance between side wall grab bar and protruding objects above (6"). Toilet paper dispenser centerline is less than 7-9" from front of water closet (3").	609.3, 604.7	Move protruding objects above side grab bar to minimum 12" clearance. Move toilet paper dispenser centerline to 7-9" from front of water closet.	\$0
Toilet Compartment (Stalls)						
Women's Toilet Room						

Toilet Room - Accessible Route	9L	A-21, A-28, P-6	Door equipped with hardware that requires twisting of the wrist. Mirror over lavatory higher than 40" A.F.F. (43 1/2"). Pipes below lavatory not insulated or protected against contact.	309.4, 603.3, 606.5	Replace door hardware with compliant hardware that does not require tight grasping, pinching, or twisting of the wrist. Relocate mirror to compliant height. Insulate pipes beneath lavatory to protect against contact.	\$50
Soap Dispensers and Hand Dryers	9L	A-24	Soap dispenser above lavatory higher than 48" A.F.F. (53"). Towel dispenser higher than 48" A.F.F. (53").	606.1	Lower soap dispenser to compliant height. Relocate hand towel dispenser to location at compliant height.	\$0
Water Closets	7M	A-24	Not at least 12" clearance between side wall grab bar and protruding objects above (6"). Rear wall grab bar does not extend at least 24" on open side (23"). Toilet paper dispenser centerline is less than 7-9" from front of water closet (4").	609.3, 604.5.2, 604.7	Move protruding objects above side grab bar to minimum 12" clearance. Install 36" grab bar on rear wall at compliant location. Move toilet paper dispenser centerline to 7-9" from front of water closet.	\$50
Toilet Compartment (Stalls)						
Drinking Fountain						
Service Counters						
					Total	\$225





Accessible Parking



Main Entrance




Main Entrance Interior



Exterior Accessible Route



Women's Toilet Room Entrance



Women's Toilet Room Interior / Sinks



Women's Toilet Room Accessible Water Closet / Stall



Men's Toilet Room Entrance



Men's Toilet Room Sinks



Men's Toilet Room Interior




Men's Toilet Room Accessible Water Closet / Stall



Rear Buildings Accessible Parking




Rear Building Accessible Parking




Multi-Purpose Building Women's Toilet Room Entrance




Multi-Purpose Building Women's Toilet Room Interior




Multi-Purpose Building Women's Toilet Room Sinks



Multi-Purpose Women's Toilet Room Accessible Water Closet / Stall




Multi-Purpose Building Men's Toilet Room Entrance



Multi-Purpose Building Men's Toilet Room Interior




Multi-Purpose Building Men's Toilet Room Sinks




Multi-Purpose Building Men's Toilet Room Accessible Water Closet / Stall



Kennel Club Building Interior



Kennel Club Building Women's Toilet Room Entrance




Kennel Club Building Women's Toilet Room Sinks




Kennel Club Building Women's Toilet Room Accessible Water Closet



Kennel Club Building Men's Toilet Room Entrance



Kennel Club Building Men's Toilet Room Sink / Interior



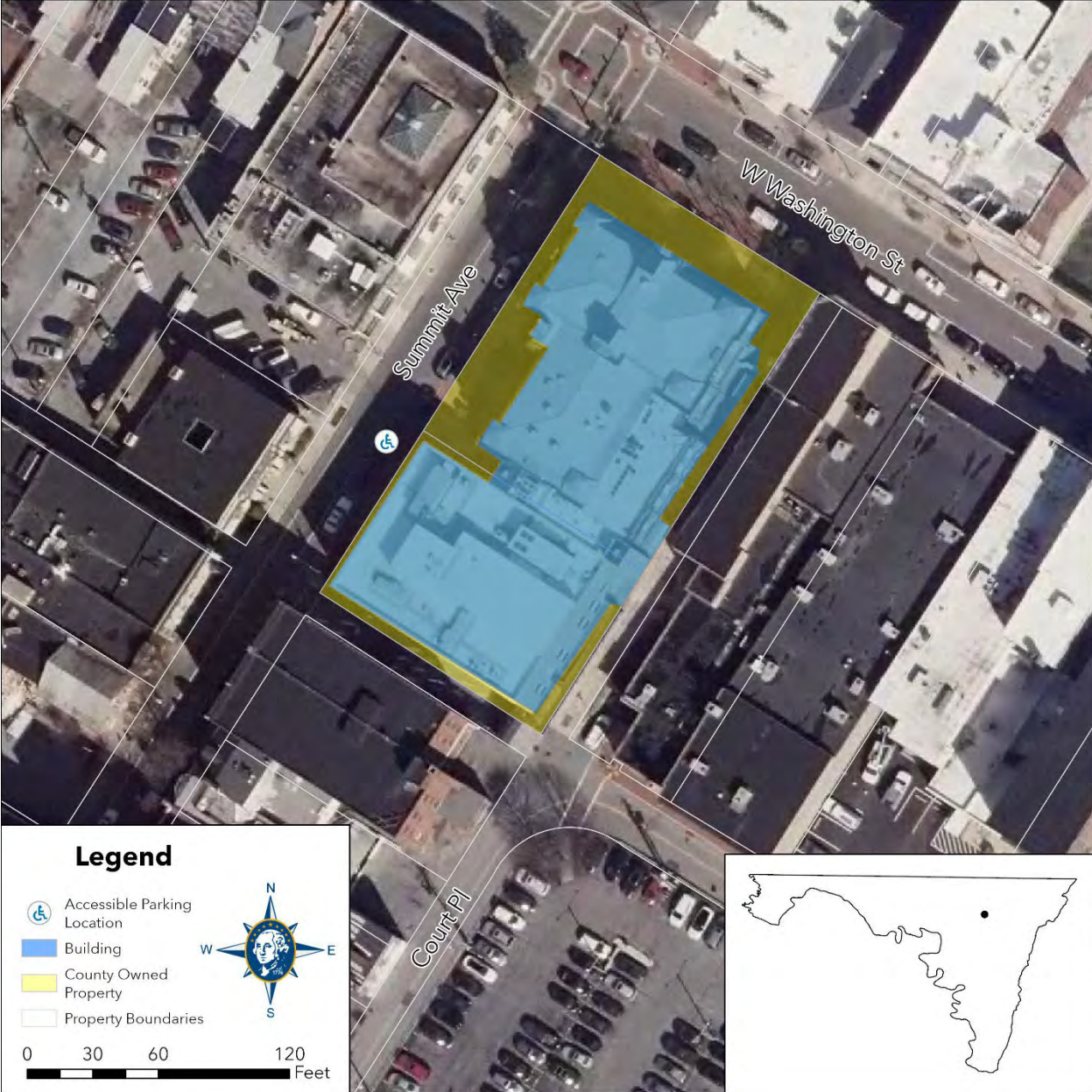
Kennel Club Building Men's Toilet Room Accessible Water Closet



# Washington County Court House

95 West Washington Street  
Hagerstown, MD 21740



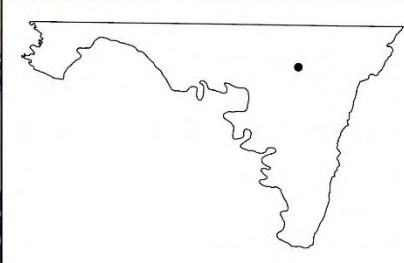


**Legend**

-  Accessible Parking Location
-  Building
-  County Owned Property
-  Property Boundaries



0 30 60 120  
Feet



Washington County Government						
Accessibility Assessment						
Buildings / Facilities						
Washington County Circuit Court House						
24 Summit Avenue, Hagerstown, MD 21740						
Room / Space	Priority	Key Note	Accessibility Deficiency	ADA Code Reference	Recommendation	Cost
Parking	6M	S-9	There are no signs reading "Van Accessible" at accessible parking location.	502.6	Install signage reading "Van Accessible" at accessible parking location.	\$25
Exterior Accessible Route						
Curb Ramps						
Main Entrance						
Interior Accessible Route						
Ramps						
Elevators						
Signs	5M	A-9	Ensure that signage designating permanent rooms and spaces not likely to change over time are present throughout whole building.	216/703	Install signage designating permanent rooms and spaces not likely to change over time at compliant height with raised characters and braille where needed.	\$1,500
Controls						
Fire Alarm Systems						
Seating						
Benches						
1st Floor Men's Toilet Room						
Toilet Room - Accessible Route	9L	A-28	Coat hook height is greater than 48" from floor (62").	603.4	Lower coat hook height to within 48" from floor.	\$0
Soap Dispensers and Hand Dryers						
Water Closets	9L	A-25	Side wall (36.5") and rear wall (36.5") grab bars top of gripping surface is located more than 36" from floor. Centerline of toilet paper dispenser is less than 7" from the front of the water closet (4").	604.5/609.4	Relocate grab bars to compliant height. Relocate toilet paper dispenser to compliant location in reference to water closet.	\$0
Toilet Compartment (Stalls)	9L	A-20	Door pulls are not located on both sides of stall door.	604.8.1.2	Ensure that door pulls are installed on both sides of stall door.	\$20
1st Floor Women's Toilet Room						
Toilet Room - Accessible Route	9L	A-28	Coat hook height is greater than 48" from floor (62").	603.4	Lower coat hook to compliant height.	\$0
Soap Dispensers and Hand Dryers						
Water Closets	9L	A-25	Side wall (36.5") and rear wall (36.5") grab bars top of gripping surface is located more than 36" from floor.	604.5/609.4	Relocate grab bars so to compliant height.	\$0
Toilet Compartment (Stalls)	9L	A-20	Door pulls are not located on both sides of stall door.	604.8.1.2	Ensure that door pulls are installed on both sides of stall door.	\$20
2nd Floor Men's Toilet Room						
Toilet Room - Accessible Route	9L	A-28	Coat hook height is greater than 48" from floor (62").	603.4	Lower coat hook to compliant height.	\$0
Soap Dispensers and Hand Dryers						
Water Closets	9L	A-25	Side wall (36.5") and rear wall (36.5") grab bars top of gripping surface is located more than 36" from floor.	604.5/609.4	Relocate grab bars to compliant height.	\$0



Toilet Compartment (Stalls)	9L	A-20	Stall door is not self closing. Door pulls are not located on both sides of stall door.	604.8.1.2	Replace door hinges with self-closing door hinges. Ensure that door pulls are installed on both sides of stall door.	\$80
2nd Floor Women's Toilet Room						
Toilet Room - Accessible Route	9L	A-28	Coat hook height is greater than 48" from floor (62").	603.4	Lower coat hook height to compliant height.	\$0
Soap Dispensers and Hand Dryers						
Water Closets	9L	A-25	Side wall (36.5") and rear wall (36.5") grab bars top of gripping surface is located more than 36" from floor. Centerline of toilet paper dispenser is greater than 9" from the front of the water closet (11").	604.5/609.4	Relocate grab bars to compliant height. Relocate toilet paper dispenser to compliant location in reference to water closet.	\$0
Toilet Compartment (Stalls)	9L	A-20	Stall door is not self closing. Door pulls are not located on both sides of stall door.	604.8.1.2	Replace door hinges with self-closing door hinges. Ensure that door pulls are installed on both sides of stall door.	\$80
3rd Floor Men's Toilet Room						
Toilet Room - Accessible Route	6M	A-9, A-22, A-19, A-23, A-27	Room sign does not have raised characters or braille and is not located on latch side of door. Clear path to fixtures is not a minimum of 36" in width (32"). There is not an area that allows for a 60"x60" area for wheelchair turning space. Lavatory counter is greater than 34" in height from floor (34.5"). Coat hook height is greater than 48" from floor (67.5").	703.2, 703.3, 703.4.2, 206, 603.2.1, 606.3, 603.4	Install new signage with raised characters and braille on latch side of door. Remove & replace privacy wall for urinal to allow for clear path to fixtures that is at least 36" in width. Reorient fixtures to allow for a 60"x60" wheelchair turning space. Lower lavatory counter to compliant height and lower coat hook to compliant height.	\$20,000
Soap Dispensers and Hand Dryers	9L	A-24	Soap dispenser(50") and hand towel dispenser(49.5") are both located out side of accessible reach of 48" in height from floor.	606.1	Relocate soap dispenser and hand towel dispenser to compliant heights.	\$0
Water Closets	7M	A-25	Centerline of water closet is great than 18" from side wall (21"). Less than 60" of clearance from side wall is provided for water closet (51"). Side wall (36.5") and rear wall (36.5") grab bars top of gripping surface is located more than 36" from floor. Rear wall grab bar does not extend 24" to open side of centerline of water closet (12").	604.2, 604.3.1, 604.5/609.4, 604.5.2	Relocate water closet to where centerline is within 18" from side wall. Reorient stall fixtures to allow for compliant water closet clearance. Relocate grab bars to compliant height. Ensure current placement of rear grab in reference to water closet location.	Cost included above.
Toilet Compartment (Stalls)	6M	A-20, A-25	Stall door opening wide is not a minimum 32" in width (30.5"). Stall door is not self closing. Door pulls are not located on both sides of stall door. Door lock is not operable with one hand without tight grasping, pinching, or twisting of the wrist. Stall compartment is not a minimum 60" wide (51"). Compartment area does not reach minimum (60"x56" or 60"x59") standard (51" wide).	404.2.3, 604.8.1.2, 404, 604.8.1.1	Replace door hinges with self-closing door hinges. Ensure that door pulls are installed on both sides of stall door. Replace stall door lock. Reorient stall fixtures to allow for compliant compartment size and stall door width.	Cost included above.
3rd Floor Women's Toilet Room						

Toilet Room - Accessible Route	6M	A-9, A-19, A-23, A-27	Room sign does not have raised characters or braille and is not located on latch side of door. There is not an area that allows for a 60"x60" area for wheelchair turning space. Coat hook height is greater than 48" from floor (67.5").	703.2, 703.3, 703.4.2, 603.2.1, 606.3, 603.4	Install new signage with raised characters and braille on latch side of door. Reorient fixtures to allow for a 60"x60" wheelchair turning space. Lower coat hook height to within 48" from floor.	\$2,500
Soap Dispensers and Hand Dryers	9L	A-24	Soap dispenser (46.5") is located above accessible reach of 44" from floor while dispenser is located above lavatory counter.	606.1	Relocate soap dispenser to locations within accessible reach in reference to floor and lavatory counter.	\$0
Water Closets	9L	A-25	Side wall (36.5") and rear wall (36.5") grab bars top of gripping surface is located more than 36" from floor. Centerline of toilet paper dispenser is greater than 9" from the front of the water closet (12").	604.5/609.4, 604.7	Relocate grab bars so that top of gripping surface is within 36" above floor. Relocate toilet paper dispenser to compliant location in reference to water closet.	\$0
Toilet Compartment (Stalls)	9L	A-20, A-25	Door pulls are not located on both sides of stall door. Width of water closet floor mounted stall compartment is not a minimum 59" deep (57").	604.8.1.2, 604.8.1.1	Ensure that door pulls are installed on both sides of stall door. Reorient stall fixtures to allow for compliant compartment size and stall door width. (cost included with Toilet Room - Accessible Route)	\$20
1st Floor Drinking Fountain						
Drinking Fountain	10L	P-4	Spout outlet is lower than the minimum 38" (36").	602.4	Replace spout outlet so that it reaches minimum height.	\$150
2nd Floor Drinking Fountain						
Drinking Fountain						
3rd Floor Drinking Fountain						
Drinking Fountain	10L	P-4	Spout outlet is lower than the minimum 38" (35").	602.4	Replace spout outlet so that it reaches minimum height.	\$150
Service Counters	6M	A-14	No portion of service counter is within 36" of height from floor (42").	205	Add counter extension or replace counter so that it has a portion of counter that is less than 36" in height from floor.	\$150
					Total	\$24,695



Main Entrance



Ramp



Accessible Parking (Street Parking)



Security / Service Counter



1<sup>st</sup> Floor Drinking Fountain



1<sup>st</sup> Floor Women's Toilet Room Entrance



1<sup>st</sup> Floor Women's Toilet Room Entrance Route



1<sup>st</sup> Floor Women's Toilet Room Sinks



1<sup>st</sup> Floor Women's Toilet Room Accessible Water Closet / Stall




1<sup>st</sup> Floor Men's Toilet Room Entrance




1<sup>st</sup> Floor Men's Toilet Room Interior Access Route




1<sup>st</sup> Floor Men's Toilet Room Sinks



1<sup>st</sup> Floor Men's Toilet Room Interior



1<sup>st</sup> Floor Men's Toilet Room Accessible Water Closet / Stall




Civil Dept. Service Counter



2<sup>nd</sup> Floor Drinking Fountain




Elevator Entrance



Elevator Interior / Control Panel



Accessible Chair Life Courtroom #1



Accessible Chair Life Courtroom #1



Accessible Chair Life Courtroom #1  
Controls



2<sup>nd</sup> Floor Men's Toilet Room Entrance



2<sup>nd</sup> Floor Men's Toilet Room Sink



2<sup>nd</sup> Floor Men's Toilet Room Interior



2<sup>nd</sup> Floor Men's Toilet Room Accessible Water Closet / Stall



2<sup>nd</sup> Floor Women's Toilet Room Entrance



2<sup>nd</sup> Floor Women's Toilet Room Sink



2<sup>nd</sup> Floor Women's Toilet Room Interior



2<sup>nd</sup> Floor Women's Toilet Room Accessible Water Closet / Stall



2<sup>nd</sup> Floor Drinking Fountain




3<sup>rd</sup> Floor Men's Toilet Room Entrance



3<sup>rd</sup> Floor Men's Toilet Room Interior / Sink



3<sup>rd</sup> Floor Men's Toilet Room Accessible Water Closet / Stall



3<sup>rd</sup> Floor Women's Toilet Room Entrance



3<sup>rd</sup> Floor Women's Toilet Room Interior



3<sup>rd</sup> Floor Women's Toilet Room Sinks





3<sup>rd</sup> Floor Women's Toilet Room  
Accessible Water Closet / Stall



3<sup>rd</sup> Floor Drinking Fountain

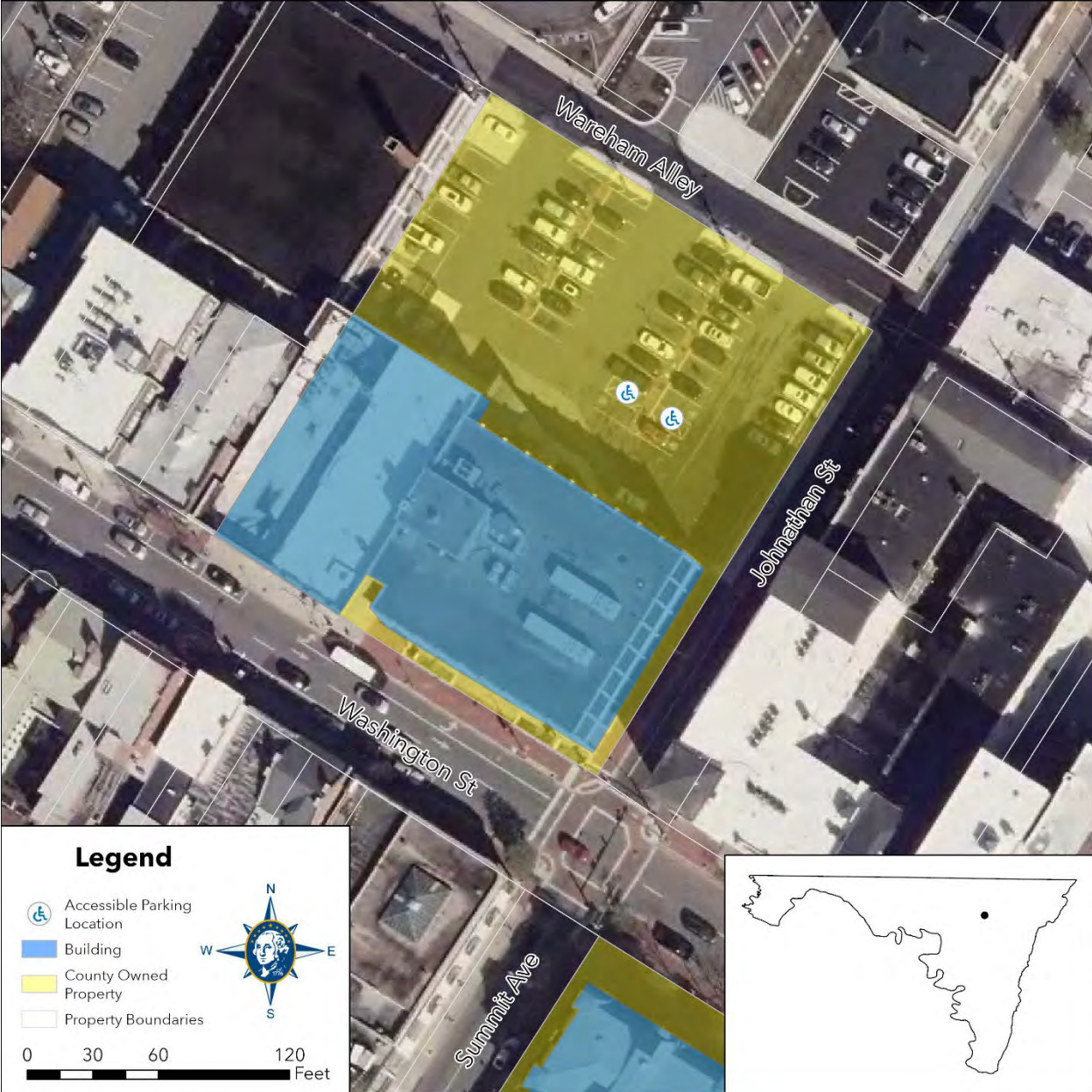


1<sup>st</sup> Floor Drinking Fountain



# Washington County Administration Building

100 West Washington Street  
Hagerstown, MD 21740



Washington County Government						
Accessibility Assessment						
Buildings / Facilities						
Washington County Administration Building						
100 West Washington Street, Hagerstown, MD 21740						
Room / Space	Priority	Key Note	Accessibility Deficiency	ADA Code Reference	Recommendation	Cost
Parking	4H	S-2, S-9	Access aisles are not marked as to discourage parking. Cross Slope at current location of accessible parking space is higher than 2.08% (2.3%). Signage is not at a minimum height of 60" (55"). No signage designating space as van accessible.	502.3.3, 502.4, 502.6	Level ground surface to slope that is in compliant range. Repost signage designating "van accessible" parking space and discouraging parking in access aisle at compliant height.	\$100
Exterior Accessible Route						
Curb Ramps						
Entrance from Parking Lot						
Main Entrance	6M	S-9, A-9, A-11	Inaccessible entrances do not have signs indicating the nearest accessible entrances. Accessible entrances do not have signs with the International Symbol of Accessibility. Door threshold is too high (.75").	216.6, 404.2.5	Install signage at in-accessible entrances indicating the nearest accessible entrances and at accessible entrances with the International Symbol of Accessibility. Replace door threshold.	\$350
Entrance from Street						
Main Entrance	6M	S-9, A-9	Inaccessible entrances do not have signs indicating the nearest accessible entrances. Accessible entrances do not have signs with the International Symbol of Accessibility.	216.6	Install signage at in-accessible entrances indicating the nearest accessible entrances and at accessible entrances with the International Symbol of Accessibility.	\$100
Main Lobby - 1st Floor						
Interior Accessible Route						
Service Counters						
Commissioner / Legal Office Area						
Interior Accessible Route / Entrance	7M	A-12	Door closing Speed is too fast. (Second Door in vestibule)	404.2.8	Adjust door hardware so that closing speed is in compliant range.	\$0
Service Counters						
Seating						
Public Relations (PR) / Business Development - 1st Floor						
Interior Accessible Route / Entrance	7M	A-12	Door is not signified as accessible with international	216.1, 404.2.8	Add signage to indicate door as accessible	\$20
Service Counters						
Seating						
Main - 2nd Floor						
Interior Accessible Route						
Public Works - 2nd Floor						
Interior Accessible Route	7M	A-12	Door closing Speed is too fast. (Second Door in vestibule)	404.2.8	Adjust door hardware for compliant closing speed.	\$0
Service Counters	6M	A-14	Portion of service counter that is lower than 36" in height does not extend 36" in length (30"). Accessible portion of counter does not extend the same depth as counter top.	904.3.2, 904.4	Provide Accessible portion of service counter under 36" in height that extends the same depth as counter top.	\$250
Seating						
Human Resources (HR) - 2nd Floor						
Interior Accessible Route						

Service Counters	6M	A-14	No portion of service counter is less than 36" in height (42").	904.3.2	Replace current counter service fixture with accessible portion of counter under 36" in height or add accessible counter extension to existing service counter	\$250
Seating						
Grant Management - 2nd Floor						
Interior Accessible Route						
Service Counters						
Seating						
Information Technology (IT) - 2nd Floor						
Interior Accessible Route	7M	A-12	Door closing Speed is too fast.	404.2.8	Adjust door hardware for compliant closing speed.	\$0
Service Counters						
Seating						
Main - 3rd Floor						
Interior Accessible Route						
Geographic Information Systems (GIS) - 3rd Floor						
Interior Accessible Route						
Service Counters	6M	A-14	No portion of service counter is less than 36" in height (41.5").	904.3.2	Replace current counter service fixture with accessible portion of counter under 36" in height or add accessible counter extension to existing service counter	\$250
Budget & Finance - 3rd Floor						
Interior Accessible Route						
Service Counters	6M	A-14	No portion of service counter is less than 36" in height (42").	904.3.2	Replace current counter service fixture with accessible portion of counter under 36" in height or add accessible counter extension to existing service counter	\$250
Purchasing - 3rd Floor						
Interior Accessible Route						
Service Counters	6M	A-14	No portion of service counter is less than 36" in height (42"). Less than 48" of clear floor space for parallel approach (42").	904.3.2, 904.4.2	Replace current counter service fixture with accessible portion of counter under 36" in height or add accessible counter extension to existing service counter	\$250
Basement						
Interior Accessible Route	7M	A-12	Door closing Speed is too fast.	404.2.8	Adjust door hardware for compliant closing speed.	\$0
Exterior Rear Entrance Ramp						
Ramps	5M	A-7	The ramp surface does not extend at least 12" beyond the inside face of the handrail (3").	405.9.1	Reorient ramp or handrail so that surface of ramp can extend at least 12" beyond the inside edge of the handrail.	\$25,000
Interior Ramp - 1st Floor (Main Lobby)						
Ramps	6M	A-8	The ramp handrails do not extend horizontally least 12" beyond the landings of the handrail (9.5").	505.10.1	Extend handrails so that they extend at least 12" beyond the landings.	\$600
Men's Toilet Room - Main - 1st Floor						
Toilet Room - Accessible Route	9L	A-27	Coat hook is located more than 48" above floor (67.5").	604.8.3	Relocate coat hook to compliant height.	\$0

Soap Dispensers and Hand Dryers						
Water Closets	9L	A-25	Top of gripping surface on side and rear grab bar is greater than 36" above floor (37").	609.4	Relocate grab bars to compliant height.	\$15
Toilet Compartment (Stalls)	9L	A-20	Door pulls are not present on both sides of stall door.	604.8.1.1	Install door pulls on both sides of stall door at compliant locations.	\$35
Women's Toilet Room - Main - 1st Floor						
Toilet Room - Accessible Route	9L	A-27	Coat hook is located more than 48" above floor (67.5").	604.8.3	Relocate coat hook to compliant height.	\$0
Soap Dispensers and Hand Dryers						
Water Closets	9L	A-25	Top of gripping surface on side and rear grab bar is greater than 36" above floor (37").	609.4	Relocate grab bars to compliant height.	\$15
Toilet Compartment (Stalls)	9L	A-20	Door pulls are not present on both sides of stall door.	604.8.1.1	Install door pulls on both sides of stall door at compliant locations.	\$35
Commissioners / Legal Office - Men's Toilet Room - 1st Floor						
Toilet Room - Accessible Route	9L	A-27	Coat hook is located more than 48" above floor (64").	604.8.3	Relocate coat hook to compliant height.	\$0
Soap Dispensers and Hand Dryers						
Water Closets	9L	A-25	Top of gripping surface on side and rear grab bar is greater than 36" above floor (37").	609.4	Relocate grab bars to compliant height.	\$15
Toilet Compartment (Stalls)						
Commissioners / Legal Office - Women's Toilet Room - 1st Floor						
Toilet Room - Accessible Route	9L	A-27	Coat hook is located more than 48" above floor (64").	604.8.3	Relocate coat hook to compliant height.	\$0
Soap Dispensers and Hand Dryers						
Water Closets	9L	A-25	Top of gripping surface on side and rear grab bar is greater than 36" above floor (37").	609.4	Relocate grab bars to compliant height.	\$15
Toilet Compartment (Stalls)						
Business Development / Public Relations - Men's Toilet Room - 1st Floor						
Toilet Room - Accessible Route	9L	A-27	Coat hook is located more than 48" above floor (67.5").	604.8.3	Relocate coat hook to compliant height.	\$0
Soap Dispensers and Hand Dryers						
Water Closets	7M	A-24, A-25	Inadequate space in stall to allow for 60" of clearance from side wall for water closet (58.5"). Rear and Side wall grab bars top of gripping surface is more than 36" above floor (37").	604.3.1, 609.4	Reorient stall fixtures to allow for adequate clearance around water closet. Relocate grab bars to compliant height.	\$150
Toilet Compartment (Stalls)	7M	A-21, A-24	Stall door does not have pulls located on both sides. Compartment is not at least 60" wide (58.5").	604.8.1.2, 604.8.1.1	Install door pulls on both sides of stall door at compliant locations. Reorient stall fixture to allow for 60" width of compartment. (Cost included in Water closets)	\$35
Business Development / Public Relations - Women's Toilet Room - 1st Floor						
Toilet Room - Accessible Route	6M	A-27	Coat hook is located more than 48" above floor (67.5"). Are only 56" in width not allowing for 60" x 60" area for wheel chair turn around space.	604.8.3, 603.2.1	Relocate coat hook to compliant height. Reorient fixtures in bathroom to allow for 60" x 60" turn around space.	\$100
Soap Dispensers and Hand Dryers						
Water Closets	7M	A-24, A-25	Inadequate space in stall to allow for 60" of clearance from side wall for water closet (59"). Rear and Side wall grab bars top of gripping surface is more than 36" above floor (37"). Rear grab bar does not extend 24" past centerline to open side of water closet (23.5").	604.3.1, 609.4, 604.5.2	Reorient stall fixtures to allow for adequate clearance around water closet. Relocate grab bars to compliant height, allowing adequate extended length in reference to water closet location.	\$150

Toilet Compartment (Stalls)	7M	A-21, A-24	Stall door does not have pulls located on both sides. Compartment is not at least 60" wide (59").	604.8.1.2, 604.8.1.1	Install door pulls on both sides of stall door at compliant locations. Reorient stall fixture to allow for 60" width of compartment. (Cost included in Water closets)	\$35
Men's Toilet Room - Main - 2nd Floor						
Toilet Room - Accessible Route	6M	A-22, A-28, P-6, A-27	Clear path to fixtures in toilet room is less than 36" in width (34.5"). Mirror is more than 40" above floor (44.5"). Pipes below lavatory are not insulated or otherwise configured to protect against contact. Coat hook is located greater than 48" above floor (62.5").	206, 603.3, 606.5, 603.4	Remove room divider to allow for a clear path to toilet room fixtures. Relocate mirror to compliant height. Install insulation or other configuration over pipes below lavatory to protect against contact. Relocate coat hook to compliant height.	\$100
Soap Dispensers and Hand Dryers	9L	A-25	Both soap dispenser (53.5") and hand towel dispenser (57.5") are located outside of 48" accessible reach range from floor.	308.2.1	Relocate soap dispenser and hand towel dispenser to locations within accessible reach range.	\$20
Water Closets	7M	A-24, A-25	Toilet seat height exceeds 19" from floor (20"). Rear wall grab is not a minimum 36" in length (34"). Rear grab bar does not extend 24" past centerline to open side of water closet (18"). Centerline of toilet paper dispenser is located less than 7" from front of water closet (6").	604.2, 604.5.1, 604.5.2, 604.7	Replace toilet seats that allow for height greater than 19" from floor. Replace rear wall grab bar with bar that is 36" in length that extends 12" to side wall and 24" to open side of compartment. Relocate toilet paper dispenser to compliant location.	\$125
Toilet Compartment (Stalls)	6M	A-20, A-25	Stall door is not self-closing. Door pulls are not located on both sides of stall door. With floor mounted water closet, compartment is not at least 59" deep (54").	604.8.1.2, 604.8.1.1	Replace stall door hinges with self-closing door hinges. Install door pulls on both sides of door. Reorient stall fixtures to ensure that accessible stall is a minimum 59" deep.	\$360
Women's Toilet Room - Main - 2nd Floor						
Toilet Room - Accessible Route	6M	A-22, A-28, P-6, A-27	Clear path to fixtures in toilet room is less than 36" in width (30.5"). Mirror is more than 40" above floor (42.5"). Pipes below lavatory are not insulated or otherwise configured to protect against contact. Coat hook is located greater than 48" above floor (68").	206, 603.3, 606.5, 603.4	Expand doorway to main part of bathroom to allow for a clear path to toilet room fixtures. Relocate mirror to compliant height. Relocate coat hook to compliant height.	\$20,000
Soap Dispensers and Hand Dryers	9L	A-25	Hand towel dispenser (55") are located outside of 48" accessible reach range from floor.	308.2.1	Relocate hand towel dispenser to location within accessible reach range.	\$10
Water Closets	6M	A-24, A-25	Toilet seat height exceeds 19" from floor (20"). Less than 56" of required clear for water closet from sidewall (53"). Rear grab bar does not extend 24" past centerline to open side of water closet (21"). Centerline of toilet paper dispenser is located less than 7" from front of water closet (5").	604.3.1, 604.2, 604.5.2, 604.7	Replace toilet seats that allow for height greater than 19" from floor. Relocate rear wall grab bar to location that extends 12" to side wall and 24" to open side of compartment. Relocate toilet paper dispenser to compliant location.	\$150
Toilet Compartment (Stalls)	6M	A-20, A-25	Stall door is not self-closing. Door pulls are not located on both sides of stall door. Compartment is not at least 60" wide (51.5").	604.8.1.2, 604.8.1.1	Replace stall door hinges with self-closing door hinges. Install door pulls on both sides of door. Reorient stall fixtures to ensure that accessible stall is a minimum 60" wide.	\$360
Men's Toilet Room - Main - 3rd Floor						

Toilet Room - Accessible Route	6M	A-22, A-28, P-6, A-27	Clear path to fixtures in toilet room is less than 36" in width (34"). Mirror is more than 40" above floor (43"). Pipes below lavatory are not insulated or otherwise configured to protect against contact. Coat hook is located greater than 48" above floor (63").	206, 603.3, 606.5, 603.4	Remove room divider to allow for a clear path to toilet room fixtures. Relocate mirror to compliant height. Install insulation or other configuration over pipes below lavatory to protect against contact. Relocate coat hook to compliant height.	\$100
Soap Dispensers and Hand Dryers	9L	A-25	Both soap dispenser (54") and hand towel dispenser (57") are located outside of 48" accessible reach range from floor.	308.2.1	Relocate soap dispenser and hand towel dispenser to locations within accessible reach range.	\$20
Water Closets	6M	A-24, A-25	Less than 60" of required clear for water closet from rear wall (55"). Rear grab bar is not a minimum 36" in length (34") and does not extend 24" past centerline to open side of water closet (19").	604.3.1, 604.5.2	Reorient stall fixture to allow for 60" of clearance for water closet from rear wall. Install new rear wall grab bar that is at least 36" in length and that extends 12" to side wall and 24" to open side of compartment.	\$300
Toilet Compartment (Stalls)	6M	A-20, A-25	Stall door is not self-closing. Door pulls are not located on both sides of stall door. Compartment is not at least 59" deep (54").	604.8.1.2, 604.8.1.1	Replace stall door hinges with self-closing door hinges. Install door pulls on both sides of door. Reorient stall fixtures to ensure that accessible stall is a minimum 59" deep.	\$60
Women's Toilet Room - Main - 3rd Floor						
Toilet Room - Accessible Route	6M	A-22, A-28, P-6, A-27	Clear path to fixtures in toilet room is less than 36" in width (34"). Insufficient clear floor space to allow for a 60" x 60" T-shaped turning area (52.5"-width). Mirror is more than 40" above floor (43.5"). Less than 27" of clearance below lavatory fixture (24"). Pipes below lavatory are not insulated or otherwise configured to protect against contact. Coat hook is located greater than 48" above floor (67").	206, 603.2.1, 603.3, 606.2, 606.5, 603.4	Expand doorway to main part of bathroom to allow for a clear path to toilet room fixtures. Reorient bathroom fixtures to allow for 60"x60" clear turning space. Relocate mirror to compliant height. Install insulation or other configuration over pipes below lavatory to protect against contact. Relocate coat hook to compliant height.	\$20,000
Soap Dispensers and Hand Dryers	9L	A-25	Hand towel dispenser (55") are located outside of 48" accessible reach range from floor.	308.2.1	Relocate hand towel dispenser to location within accessible reach range.	\$10
Water Closets	6M	A-24, A-25	Less than 56" of required clear for water closet from side wall (51.5"). Rear grab bar does not extend 24" past centerline to open side of water closet (23.5"). Flush control is not on open side of water closet.	604.3.1, 604.5.2, 604.9.5	Reorient stall fixture to allow for 60" of clearance for water closet from rear wall. Install new rear wall grab bar that extends 24" to open side of compartment. Reorient flush control to open side of water closet.	\$450
Toilet Compartment (Stalls)	6M	A-20, A-25	Stall door is not self-closing. Door pulls are not located on both sides of stall door. Compartment is not at least 60" wide (51.5").	604.8.1.2, 604.8.1.1	Replace stall door hinges with self-closing door hinges. Install door pulls on both sides of door. Reorient stall fixtures to ensure that accessible stall is a minimum 60" wide.	\$60
Basement Toilet Rooms						
*Note - Basement restrooms are not designated as accessible, however they do not have signage with directions to the location of the nearest accessible toilet room.				216.6	Install signage with directions to the nearest accessible toilet room with the International Sign of Accessibility.	\$20
1st Floor Drinking Fountain						



Drinking Fountain						
2nd Floor Drinking Fountain						
Drinking Fountain	10L	P-4	Spout outlet is lower than 38" from floor (36").	602.4	Replace spout outlet so that it achieves 38" in height.	\$50
3rd Floor Drinking Fountain						
Drinking Fountain	10L	P-4	Spout outlet is lower than 38" from floor (33").	602.4	Replace spout outlet so that it achieves 38" in height.	\$50
Elevators	6M	A-2, A-9	Sliding door does not automatically reopen when obstructed. Door does not remain open for a minimum 20 seconds (7). Baseline of lowest character is greater than 60" from floor.	404.2.3, 407.3.3.3, 407.2.3	Replace sensor in sliding door to ensure that it reopens automatically when obstructed and stays open for a minimum 20 seconds. Relocate or install new signs at compliant height.	\$600
Signs						
Controls						
Fire Alarm Systems						
Benches						
					Total	\$70,215



Accessible Parking



Accessible Parking



Exterior Ramp



Curb Ramp



Entrance (From Parking Lot)



Entrance (From Street)



Interior Ramp



Security Counter



1<sup>st</sup> Floor Women's Toilet Room Entrance



1<sup>st</sup> Floor Women's Toilet Room Sinks



1<sup>st</sup> Floor Women's Toilet Room



1<sup>st</sup> Floor Women's Toilet Room  
Accessible Stall



1<sup>st</sup> Floor Men's Toilet Room Entrance



1<sup>st</sup> Floor Men's Toilet Room



1<sup>st</sup> Floor Men's Toilet Room Sinks



1<sup>st</sup> Floor Men's Toilet Room Accessible Stall



County Commissioner Office Entrance



County Commissioner Office Lobby /  
Waiting Room



County Commissioner Office Interior /  
Secure Entrance



County Commissioner Office Service  
Counter



County Commissioner Office Interior



County Commissioner Office Service  
Counter



County Commissioner Office Breakroom



County Commissioner Office Kitchen



County Commissioner Office Men's Toilet Room Entrance



County Commissioner Office Men's Toilet Room Interior




County Commissioner Office Women's Toilet Room Entrance



County Commissioner Office Women's Toilet Room Interior



County Commissioner Meeting Room Entrance



County Commissioner Meeting Room Gallery



County Commissioner Meeting Room  
Counter



Business Development / Public Relations  
Entrance




Business Development / Public Relations  
Service Counter



Business Development / Public Relations  
Lobby



Business Development / Public Relations  
Interior



Business Development / Public Relations  
Interior



Business Development / Public Relations  
Women's Toilet Room Entrance



Business Development / Public Relations  
Women's Toilet Room Sink




Business Development / Public Relations  
Women's Toilet Room Water Closet



Business Development / Public Relations  
Men's Toilet Room Entrance



Business Development / Public Relations  
Men's Toilet Room Sink



Business Development / Public Relations  
Men's Toilet Room Water Closet





Elevator Entrance



Elevator Interior



Elevator Control Panel



2<sup>nd</sup> Floor Women's Toilet Room Entrance




2<sup>nd</sup> Floor Women's Toilet Room Interior



2<sup>nd</sup> Floor Women's Toilet Room Sinks




2<sup>nd</sup> Floor Women's Toilet Room  
Accessible Water Closet / Stall




2<sup>nd</sup> Floor Men's Toilet Room Entrance



2<sup>nd</sup> Floor Men's Toilet Room Sinks



2<sup>nd</sup> Floor Men's Toilet Room Interior



2<sup>nd</sup> Floor Men's Toilet Room Accessible  
Water Closet / Stall



Public Works Dept. Entrance



Public Works Dept. Service Counter



Public Works Dept. Interior



Human Resources Dept. Entrance



Human Resources Dept. Service Counter



Human Resources Dept. Interior



Information Technologies Dept.  
Entrance



Information Technologies Dept. Interior



Grant Management Dept. Entrance



Grant Management Dept. Lobby /  
Service Counter



Grant Management Dept. Interior




3<sup>rd</sup> Floor Women's Toilet Room Entrance



3<sup>rd</sup> Floor Women's Toilet Room Sinks



3<sup>rd</sup> Floor Women's Toilet Room Interior



3<sup>rd</sup> Floor Women's Toilet Room  
Accessible Water Closet / Stall



3<sup>rd</sup> Floor Men's Toilet Room Entrance



3<sup>rd</sup> Floor Men's Toilet Room Interior  
Access Route




3<sup>rd</sup> Floor Men's Toilet Room Sinks




3<sup>rd</sup> Floor Men's Toilet Room Accessible  
Water Closet / Stall




3<sup>rd</sup> Floor Men's Toilet Room Interior



GIS Dept. Entrance



GIS Dept. Service Counter



Stair / Elevator Entrance to 3<sup>rd</sup> Floor



Purchasing Dept. Entrance



Purchasing Dept. Lobby



Purchasing Dept. Interior / Service Counter



Budget & Finance Dept. Entrance



Budget & Finance Dept. Lobby



Budget & Finance Dept. Service Counter



Basement Entrance Route



Basement Entrance

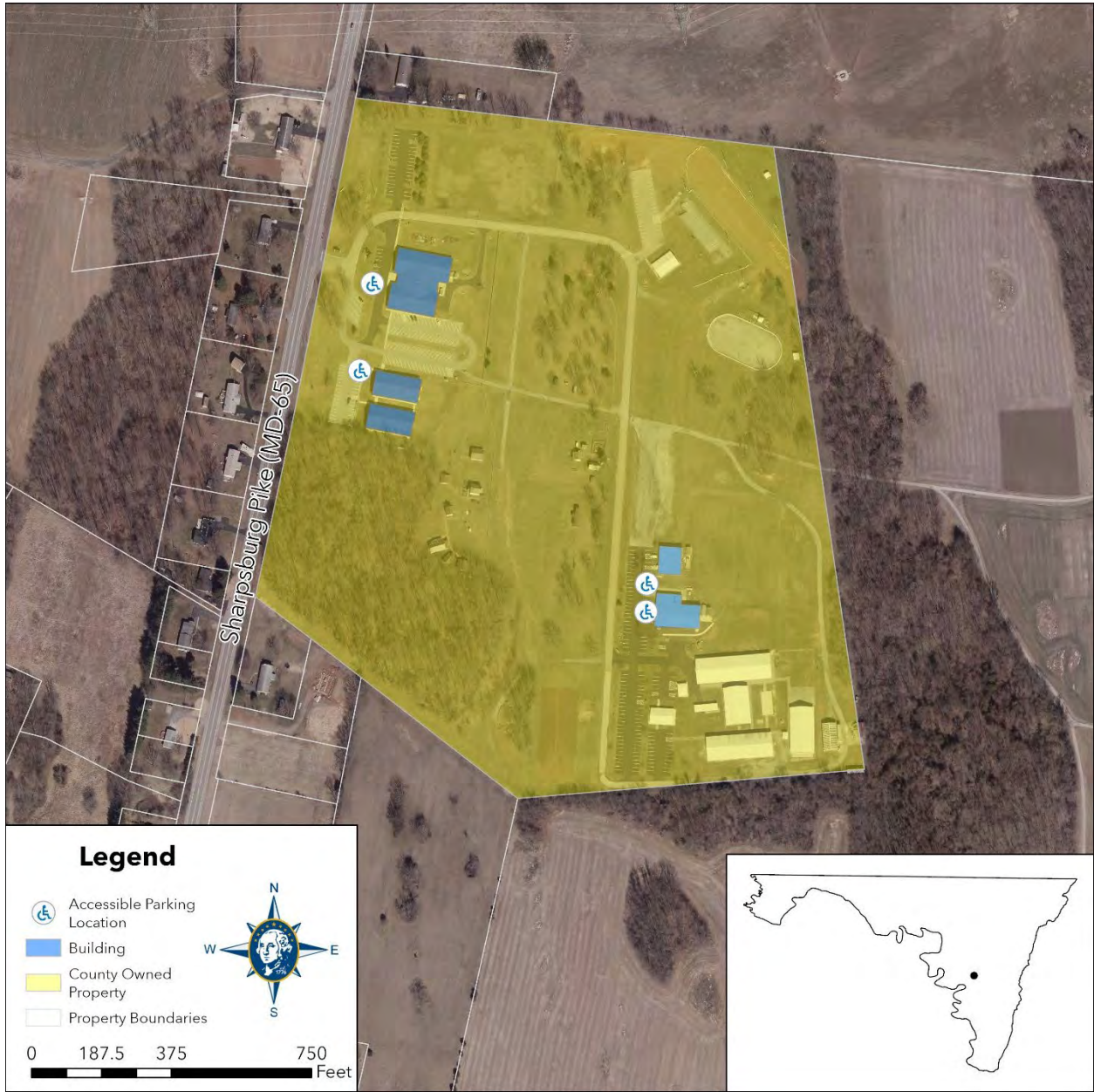
# Washington County Parks ADA Accessment Appendix





# Agricultural Education Center

7313 Sharpsburg Pike  
Boonsboro, MD 21713



Washington County Government						
Accessibility Assessment						
Parks						
Agricultural Education Center						
7313 Sharpsburg Pike, Boonsboro, MD 21713						
Room/Space	Priority	Key Note	Accessibility Deficiency	ADA Code Reference	Recommendation	Cost
South Area						
Approaches and Entrances	6M	S-2	Access aisles are not marked as to discourag+A8:G101e parking in them.	502.3.3	Install signage to discourage parking in access aisles	\$50
Exterior Accessible Route	4H	S-3	Running slope of exterior accessible route exceeds 5.0% (8.6).	403.3	Repave pathway to allow for a slope within compliance.	\$2,500
Curb Ramps						
Main Entrance						
Interior Accessible Route						
Ramps						
Elevators						
Signs	6M	S-9	Park does not have accessible signs designating permanent area or spaces not likely to change over time.	216/703	Install signage designating permanent areas and spaces not likely to change over time with braille and raised characters at compliant heights.	\$1,000
Controls						
Fire Alarm Systems						
Seating						
Benches						
Men's Toilet Room						
Toilet Room - Accessible Route	9L	S-9, A-9, A-28	Toilet room signage does not have have raised characters or braille. Baseline of highest character sign character exceeds 60" above floor (62.5"). Bottom edge of mirror exceeds 40" above floor (46.5").	703.2, 703.5.6, 603.3	Install compliant signage designating toilet room. Relocate mirror to within compliant height range.	\$75
Soap Dispensers and Hand Dryers	9L	A-26	Soap dispenser is located above 48" accessible reach range (51").	606.1	Relocate soap dispenser to location within accessible reach.	\$0
Water Closets	7M	A-25, A-25	Toilet paper dispenser protrudes into 12" clearance space above side grab bar (8"). Flush control is not located on open side of water closet. Toilet paper is located less than 7" from the front of the water closet (5").	609.3, 604.9.5, 604.7	Relocate toilet paper dispenser so that it is between 7"-9" from the front of the water closet and outside of the 12" clearance space above side wall grab bar.	\$250
Toilet Compartment (Stalls)	6M	A-25, A-25	Door pulls are not located on both sides of stall door. Lock requires tight grasping, pinching, & twisting of the wrist to operate.	604.8.1.2, 404.2.7	Install door pulls so that both sides of stall door have door pulls. Replace locks with compliant locks.	\$30
Women's Toilet Room						
Toilet Room - Accessible Route	9L	S-9, A-9, A-25, A-28	Toilet room signage does not have have raised characters or braille. Baseline of highest character sign character exceeds 60" above floor (62.5"). There is less than 18" of maneuvering clearance beyond the latch side of the door. Bottom edge of mirror exceeds 40" above floor (47").	703.2, 703.5.6, 404.2.4, 603.3	Install compliant signage designating toilet room. Relocate fixtures to allow for compliant maneuvering clearance beyond the latch side of the door. Relocate mirror to within compliant height range.	\$100
Soap Dispensers and Hand Dryers	9L	A-26	Soap dispenser is located above 48" accessible reach range (53.5").	606.1	Relocate soap dispenser to location within accessible reach.	\$0
Water Closets	7M	A-25, A-26	Centerline of water closet is greater than 18" from sidewall (18.5"). Toilet paper dispenser protrudes into 12" clearance space above side wall grab bar (8"). Toilet paper dispenser is located less than 7" from the front of the water closet (0").	604.2, 609.3, 604.7	Relocate water closet so that it's centerline is between 16"-18" from side wall. Relocated toilet paper dispenser so that it is between 7"-9" from the front of the water closet and outside of the 12" clearance space above side wall grab bar.	\$350

Toilet Compartment (Stalls)	6M	A-25, A-25	Door pulls are not located on both sides of stall door. Lock requires tight grasping, pinching, & twisting of the wrist to operate.	604.8.1.2, 404.2.7	Install door pulls so that both sides of stall door have door pulls. Replace locks with compliant locks.	\$30
Drinking Fountain						
Service Counters						
Play Areas						
North Area						
Approaches and Entrances	6M	S-9	No parking spaces are designated "Van Accessible" signage. Access aisle is not marked as to discourage parking in it.	502.6, 502.3.3	Replace accessible parking signage with proper signage for van accessible spaces and access aisle.	\$60
Exterior Accessible Route	3H	S-3	All exterior access routes have running slopes that are too steep (to tractor pull w/ granstands, play area, & pavilion with toilet rooms). Exterior access route to play area is damaged/worn and is not a stable or firm route.	206/403	Repave access routes to allow for a slope within compliance. Ensure that access routes have stable, firm, and slip-resistant walking surfaces.	\$5,000
Curb Ramps						
Main Entrance						
Interior Accessible Route						
Ramps	3H	S-7, S-8	Landing at bottom of the ram is not level (grass area). Top of handrail gripping surface is lower than 34" minimum (33.5"). Handrail does not extend at least 12" beyond end of ramp into landing (0"). Handrail does not return to a wall, guard, or landing surface. Ramp surface does not extend at least 12" beyond the inside face of the handrail (0").	405.7, 405.8, 505.10.1, 405.9, 405.9.1	Install compliant handrails . Install level landing at the bottom of the ramp that is the same width as the ramp and is at least 60" in length.	\$1,000
Elevators						
Signs	6M	S-9	Park does not have accessible signs designating permanent area or spaces not likely to change over time.	216/703	Install signage designating permanent areas and spaces not likely to change over time with braille and raised characters at compliant heights.	\$500
Controls						
Fire Alarm Systems						
Seating						
Benches						
Men's Toilet Room						
Toilet Room - Accessible Route	9L	S-9, A-9, A-28, A-27	Sign does not have text characters that contrast with the background. Sign is not mounted on latch side of door. Baseline of lowest text character is more than 60" above floor (65"). Bottom edge of mirror is higher than 40" above floor (45"). Coat hook is greater than 48" above floor (66").	703.1, 703.4.1, 703.4.2, 603.3, 603.4	Install new signage on latch side of door at compliant height above floor. Relocate mirror and coat hook to compliant heights.	\$35
Soap Dispensers and Hand Dryers	9L	A-26	Soap dispenser is located above 48" accessible reach range (50.5").	606.1	Relocate soap dispenser to location within accessible reach.	\$0
Water Closets	7M	A-25, A-25	Centerline of water closet is greater than 18" from sidewall (19"). Toilet paper dispenser protrudes into 12" clearance space above side wall grab bar (5").	604.2, 609.3	Relocate water closet so that it's centerline is between 16"-18" from side wall. Relocate toilet paper dispenser so that it is outside of the 12" clearance above side wall grab bar.	\$350
Toilet Compartment (Stalls)	9L	A-20	Door pulls are not located on both sides of stall door (only on outside of stall door).	604.8.1.2	Install door pull on inside of stall door.	\$20
Women's Toilet Room						

Toilet Room - Accessible Route	9L	S-9, A-9, A-25, A-28	Sign does not have text characters that contrast with the background. Sign is not mounted on latch side of door. Baseline of lowest text character is more than 60" above floor (65"). Bottom edge of mirror is higher than 40" above floor (45"). Front of lavatory counter is greater than 34" above floor (35"). Coat hook is greater than 48" above floor (66").	703.1, 703.4.1, 703.4.2, 603.3, 606.3, 603.4	Install new signage on latch side of door at compliant height above floor. Relocate mirror and coat hook to compliant heights. Lower sink so that the top of counter is less than 34" above the floor.	\$150
Soap Dispensers and Hand Dryers	9L	A-26	Soap dispenser is located above 48" accessible reach range (49.5").	308	Relocate soap dispenser to location within accessible reach.	\$0
Water Closets	7M	A-25, A-26	Toilet paper dispenser protrudes into 12" clearance space above side wall grab bar (8"). Toilet paper dispenser is located less than 7" from the front of the water closet (-2").	609.3, 604.7	Relocate toilet paper dispenser so that it is between 7"-9" from the front of the water closet and outside of the 12" clearance space above side wall grab bar.	\$0
Toilet Compartment (Stalls)	9L	A-20	Door pulls are not located on both sides of stall door (only on outside of stall door).	604.8.1.2	Install door pull on inside of stall door.	\$20
Drinking Fountain						
Service Counters						
Play Areas						
					<b>Total</b>	<b>\$11,520</b>

# Northern Area of Park




Accessible Parking



Access Aisle & Exterior Accessible Route




Men's Toilet Room Entrance



Men's Toilet Room Sinks



Men's Toilet Room Interior



Men's Toilet Room Accessible Water Closet / Stall



Women's Toilet Room Entrance



Women's Toilet Room Sinks



Women's Toilet Room Interior



Women's Toilet Room Accessible Water Closet / Stall



Ramp



Ramp Landing



Horse Ring Area



Tractor Pull Track Grandstands



Crosswalk



Pathway



Pathway



Picnic Table





Play Area



Bench

## Southern Park Area



Accessible Parking / Concessions Building



Accessible Parking




Exterior Accessible Route to Toilet Rooms



Exterior Accessible Route




Men's Toilet Room Entrance



Men's Toilet Room Sinks




Men's Toilet Room Interior



Men's Toilet Room Accessible  
Water Closet / Stall




Women's Toilet Room Entrance



Women's Toilet Room Sinks



Women's Toilet Room Interior

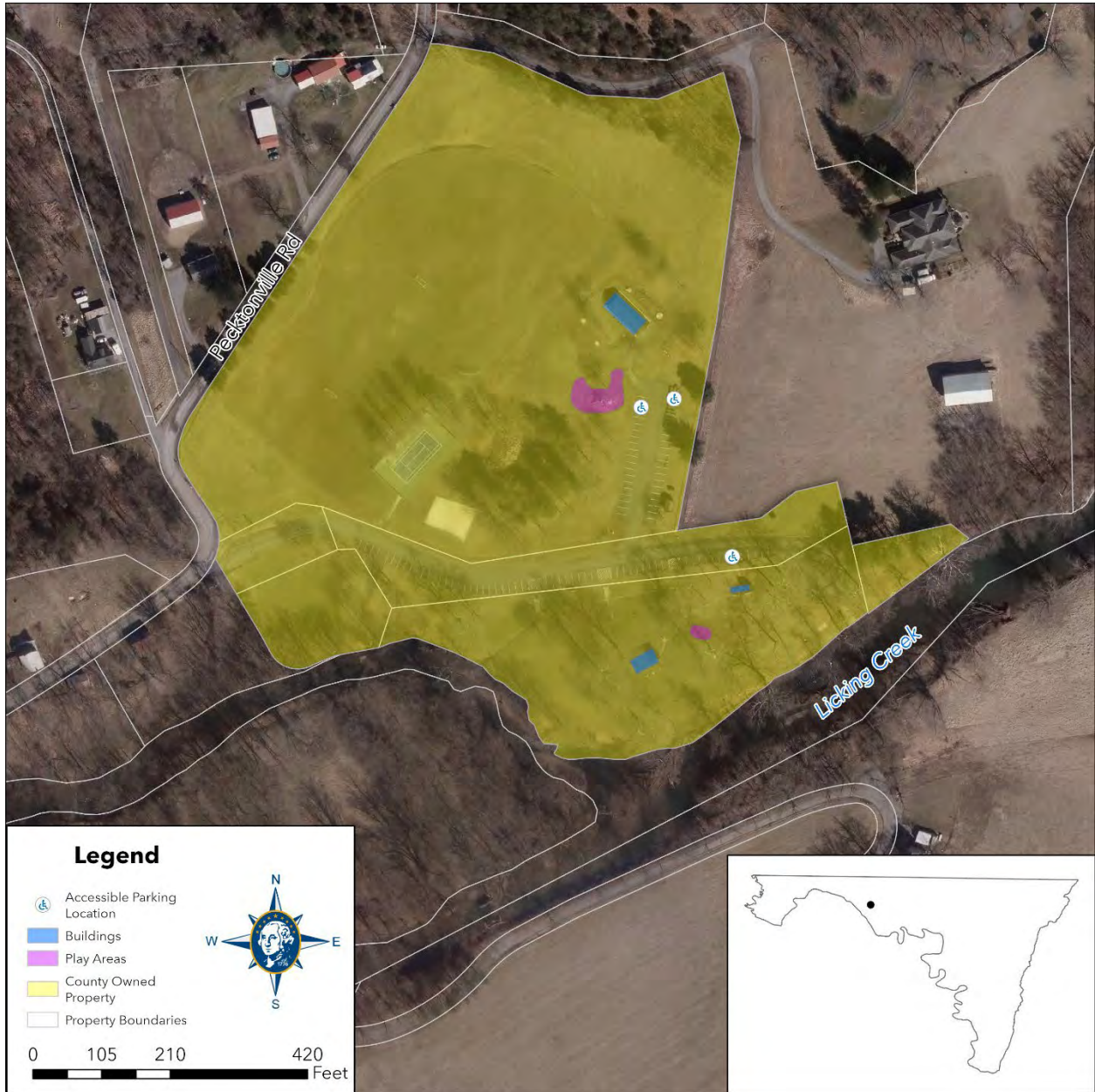


Women's Toilet Room Accessible Water



# Camp Harding Park

13029 Pectonville Road  
Big Pool, MD 21711



Washington County Government						
Accessibility Assessment						
Parks						
Camp Harding Park						
13029 Pecktonville Road, Big Pool, MD 21711						
Room/Space	Priority	Key Note	Accessibility Deficiency	ADA Code Reference	Recommendation	Cost
Approaches and Entrances	6M	S-9	No "Van Accessible" sign at van accessible parking spaces.	502.6	Install "van accessible" signs at van accessible parking spaces.	\$25
Exterior Accessible Route	6M	S-3	Cross slope greater than 2.08% (8.2%).	403.3	Redesign or reorient accessible route so that it is within compliant slope range.	\$10,000
Curb Ramps						
Main Entrance						
Interior Accessible Route						
Ramps						
Elevators						
Signs						
Controls						
Fire Alarm Systems						
Seating						
Benches						
Men's Toilet Room						
Toilet Room - Accessible Route	9L	A-27	Coat hook is greater than 48" above floor (60").	603.4	Relocate coat hook to compliant location in reference to floor.	\$0
Soap Dispensers and Hand Dryers						
Water Closets	9L	A-24	Less than 12" of clear between side wall grab bar and protruding objects above (4.5").	604.5.1, 204	Relocate protruding objects to move to a compliant location out side of required clear above side wall grab bar.	\$0
Toilet Compartment (Stalls)						
Women's Toilet Room						
Toilet Room - Accessible Route	9L	A-27	Coat hook is greater than 48" above floor (60").	603.4	Relocate coat hook to compliant location in reference to floor.	\$0
Soap Dispensers and Hand Dryers						
Water Closets	9L	A-24	Less than 12" of clear between side wall grab bar and protruding objects above (4.5").	604.5.1, 204	Relocate protruding objects to move to a compliant location out side of required clear above side wall grab bar.	\$0
Toilet Compartment (Stalls)						
Drinking Fountain						
Service Counters						
Play Areas						
Total						\$10,025



Accessible Parking



Accessible Parking




Alternative Accessible Parking Location




Pathway to Accessible Toilet Rooms



Women's Toilet Room Entrance



Women's Toilet Room Interior



Women's Toilet Room Sink



Women's Toilet Room Accessible Water Closet / Stall



Men's Toilet Room Entrance



Men's Toilet Room Interior



Men's Toilet Room Sink



Men's Toilet Room Accessible Water Closet / Stall





Pavilion / Toilet Rooms



Pavilion



Ramp



Drinking Fountain (Not in Operation)



Play Area



Play Area



Play Area



Play Area



Play Area

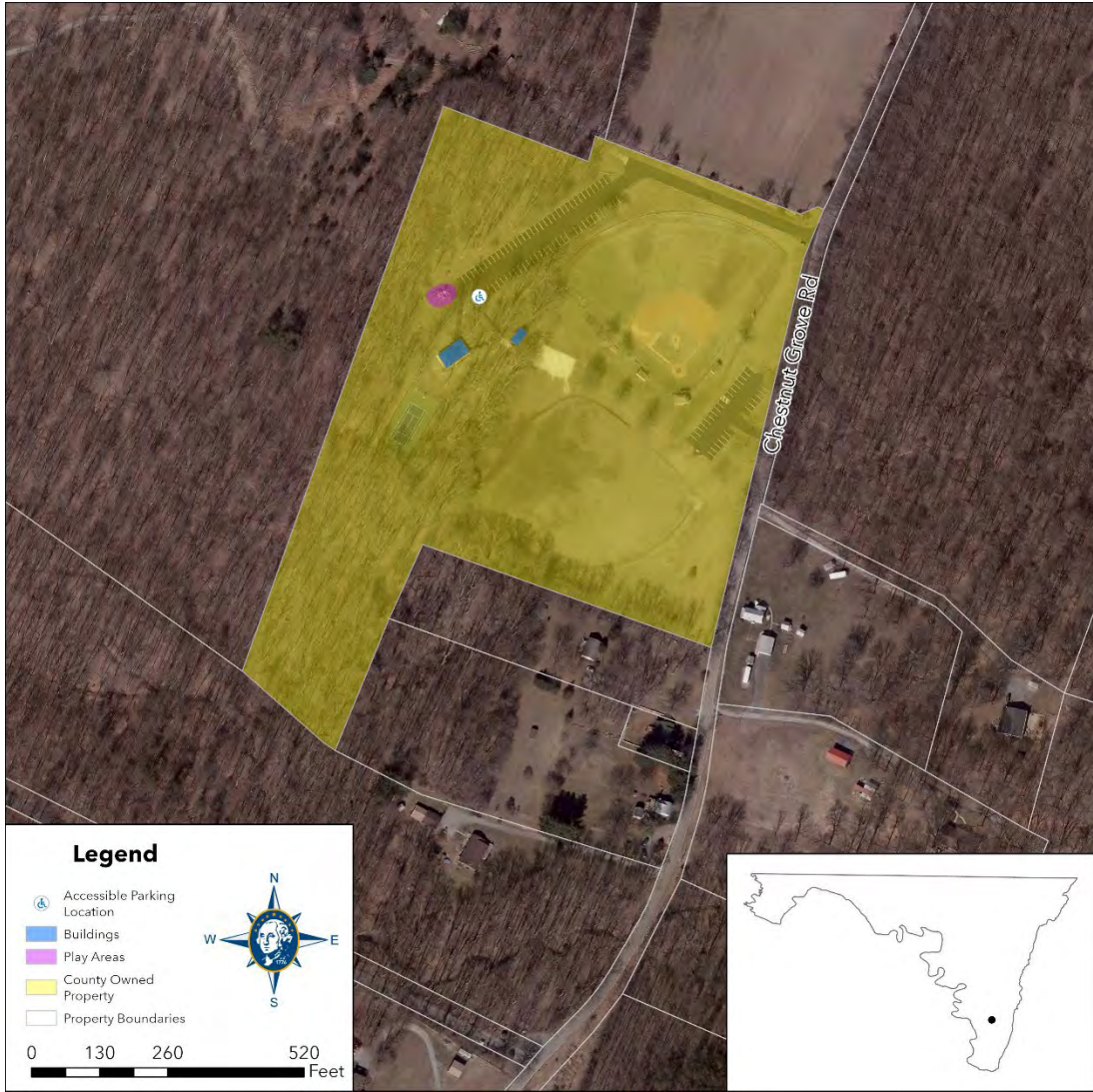


Play Area



# Chestnut Grove Park

3106 Chestnut Grove Road  
Keedysville, MD 21756



Washington County Government						
Accessibility Assessment						
Parks						
Chestnut Grove Park						
3106 Chestnut Grove Road, Keedysville, MD 21756						
Room/Space	Priority	Key Note	Accessibility Deficiency	ADA Code Reference	Recommendation	Cost
General Parking Lot						
Approaches and Entrances	3H	S-2, S-9	Inadequate amount of accessible parking spaces provided - 2 spaces provided, 70 total spaces (3 spaces required). Access aisle is not marked so as to discourage parking in it. Slope of accessible parking area exceeds 2.08% (6.5%). Signage does not read "van accessible" at van accessible spaces.	208.2, 502.3.3, 502.4/302, 502.6	Provided another accessible parking space. Provide updated signage designating van accessible spaces as "Van Accessible" and that discourages parking in access aisle. Repave/grade accessible parking area to ensure that slope of area is less than 2.08%.	\$10,000
Baseball Field Parking Lot						
Approaches and Entrances	3H	S-2, S-9	No area designated as accessible parking. (Access aisle is present)	208.2, 502.3.3, 502.4/302, 502.6	Designate accessible parking area with required signage for spaces and access aisle.	\$100
Exterior Accessible Route	4H	S-3, S-5, S-7	Running slope exceeds 5.0% (6.3%).	405 / 403.6 / 505	Provide ramp with handrails and top/bottom landings at location where running slope exceeds 5.0%.	\$5,000
Curb Ramps						
Main Entrance						
Interior Accessible Route						
Ramps						
Elevators						
Signs	6M	S-9	No signage present.	216 / 703	Install compliant accessible signage throughout park where needed.	\$350
Controls						
Fire Alarm Systems						
Seating						
Benches						
Men's Toilet Room						
Toilet Room - Accessible Route	9L	S-3, A-27	Floor outside of the door does not have a level maneuvering surface (gap in pavement). Coat hook is located above 48" accessible reach range above floor (66").	404.2.4.4, 603.4	Bevel gap in floor pavement. Relocate coat hook to compliant height.	\$100
Soap Dispensers and Hand Dryers						
Water Closets	9L	A-24, A-25	Side wall grab bar is located more than 12" from rear wall (13"). Protruding objects do not allow for 12" clearance above side wall grab bar (5"). Rear wall grab bar does not extend 12" to side wall from centerline of water closet (10").	604.5.1, 609.3, 604.5.2	Relocate side wall grab bar to compliant location in reference to rear wall. Relocate protruding objects to allow of for 12" clear above side wall grab bar. Relocate rear wall grab to compliant location in reference to water closet.	\$0
Toilet Compartment (Stalls)	9L	A-24	Door pulls are not located on both sides of the accessible stall door.	604.8.1.2	Install door pull on interior side of the accessible stall door.	\$10
Women's Toilet Room						
Toilet Room - Accessible Route	9L	S-3, A-27	Floor outside of the door does not have a level maneuvering surface (gap in pavement). Coat hook is located above 48" accessible reach range above floor (66.5").	404.2.4.4, 603.4	Bevel gap in floor pavement. Relocate coat hook to compliant height.	\$100
Soap Dispensers and Hand Dryers						

	9L	A-24, A-25	Side wall grab bar is located more than 12" from rear wall (13"). Top of side wall grab bar gripping surface is greater than 36" above floor (37"). Protruding objects do not allow for 12" clearance above side wall grab bar (3"). Toilet paper dispenser is located less than 7" from the front of the water closet (5.5").	604.5.1, 609.4, 609.3, 604.7	Relocate side wall grab bar to compliant location in reference to rear wall. Relocates side wall grab bar to compliant height. Relocate protruding objects to allow of for 12" clear above side wall grab bar. Relocate toilet paper dispenser to compliant location in reference to water closet.	\$0
Water Closets						
Toilet Compartment (Stalls)	9L	A-24	Door pulls are not located on both sides of the accessible stall door.	604.8.1.2	Install door pull on interior side of the accessible stall door.	\$10
Drinking Fountain						
Service Counters						
Play Areas						
					Total	\$15,670



Accessible Parking



Pathway



Men's Toilet Room Entrance



Men's Toilet Room Interior




Men's Toilet Room Accessible Water Closet / Stall



Women's Toilet Room Entrance



Women's Toilet Room Interior



Women's Toilet Room Sink



Women's Toilet Room Accessible Water Closet / Stall



Play Area



Play Area



Service Counter



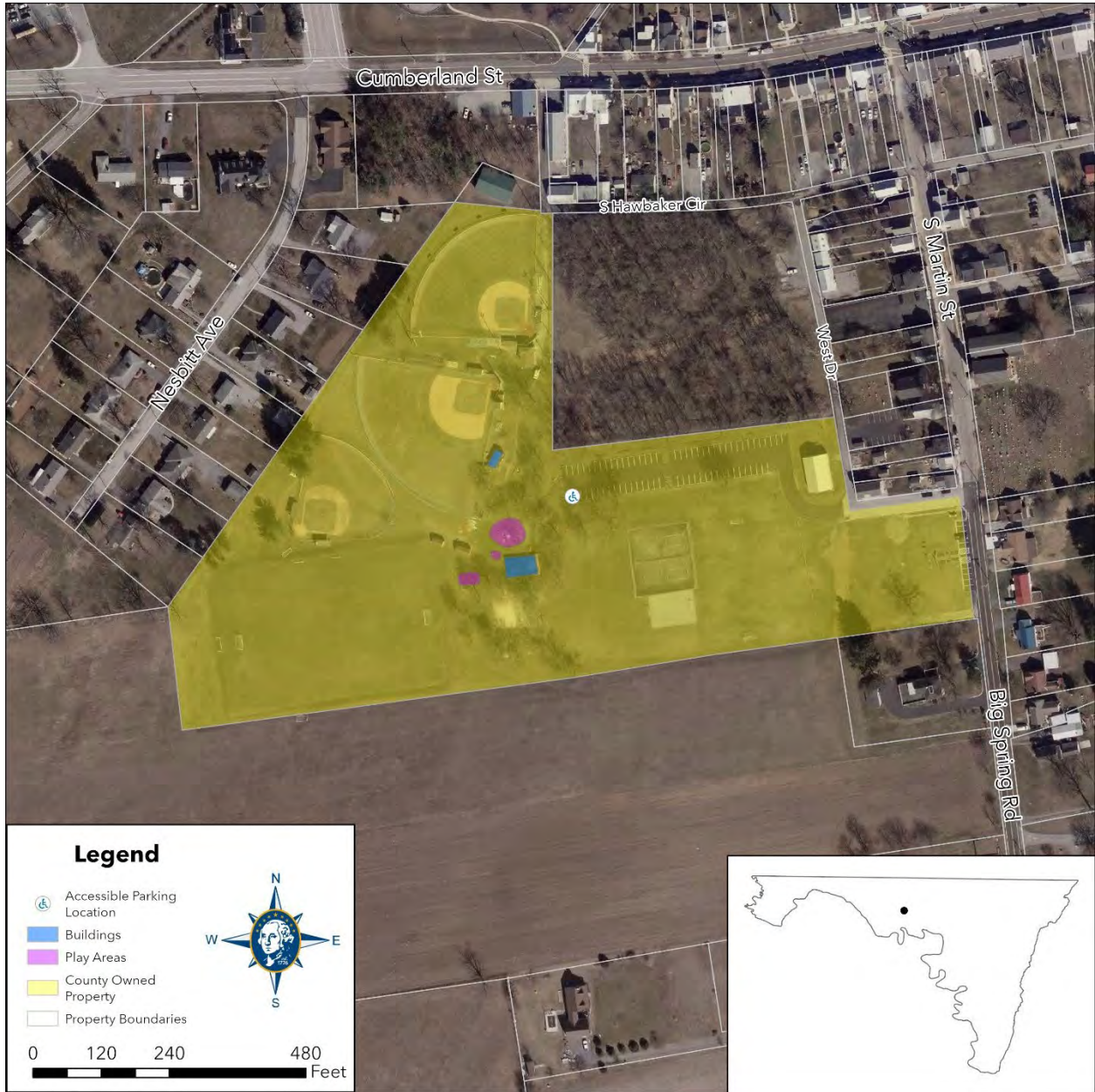


Alternative Parking Area



# Clear Spring Park

12424 Big Spring Road  
Clear Spring, MD 21722



Washington County Government						
Accessibility Assessment						
Parks						
Clear Spring Park						
12424 Big Spring Road, Clear Spring, MD 21722						
Room/Space	Priority	Key Note	Accessibility Deficiency	ADA Code Reference	Recommendation	Cost
Approaches and Entrances	6M	S-9	No "Van Accessible" sign at van accessible parking spaces. Access aisles are not marked as to discourage parking in them.	502.6	Install "van accessible" signs at van accessible parking spaces.	\$25
Exterior Accessible Route						
Curb Ramps						
Main Entrance						
Interior Accessible Route						
Ramps						
Elevators						
Signs						
Controls						
Fire Alarm Systems						
Seating						
Benches						
Men's Toilet Room						
Toilet Room - Accessible Route	7M	A-4, A-20, A-27	Floor surface on both sides of door is not level. Coat hook is greater than 48" above the floor (60").	404.2.4.4 / 302, 603.4	Fill-in gap at door to create level floor surface. Relocate coat hook to compliant height.	\$500
Soap Dispensers and Hand Dryers						
Water Closets	9L	A-24, A-25	Side wall grab bar is located more than 12" from rear wall (13"). Less than 12" clearance above side wall grab bar (3.5").	604.5.1, 204	Relocate side wall grab bar to location compliant in relevance to rear wall. Relocate protruding objects to move to a compliant location out side of required clear above side wall grab bar.	\$0
Toilet Compartment (Stalls)	9L	A-21	No door pull on outside of stall door.	604.8.1.2	Install door pull on outside of stall door.	\$15
Women's Toilet Room						
Toilet Room - Accessible Route	7M	A-4, A-20, A-27	Floor surface on both sides of door is not level. Coat hook is greater than 48" above the floor (60").	404.2.4.4 / 302, 603.4	Fill-in gap at door to create level floor surface. Relocate coat hook to compliant height.	\$500
Soap Dispensers and Hand Dryers						
Water Closets	9L	A-24, A-25	Side wall grab bar is located more than 12" from rear wall (12.5"). Less than 12" clearance above side wall grab bar (3.5").	604.5.1, 609.3	Relocate side wall grab bar to location compliant in relevance to rear wall. Relocate protruding objects to move to a compliant location out side of required clear above side wall grab bar.	\$0
Toilet Compartment (Stalls)	9L	A-21	No door pull on outside of stall door.	604.8.2.2	Install door pull on outside of stall door.	\$15
Drinking Fountain	8M	P-4	Spout is less than 38" above floor (34"). Spout is less than 15" from the rear edge of the water fountain (10.5").	602.4, 602.5	Install compliant drinking fountain.	\$2,500
Service Counters						
Play Areas						
					Total	\$3,555



Accessible Parking



Pathway to Toilet Rooms




Pathway to Pavilion



Pathway to Softball Area



Women's Toilet Room Entrance



Women's Toilet Room Interior




Women's Toilet Room Sink



Women's Toilet Room Accessible Water Closet / Stall



Men's Toilet Room Entrance



Men's Toilet Room Sink



Men's Toilet Room Accessible Water Closet / Stall



Play Area



Play Area



Play Area



Play Area



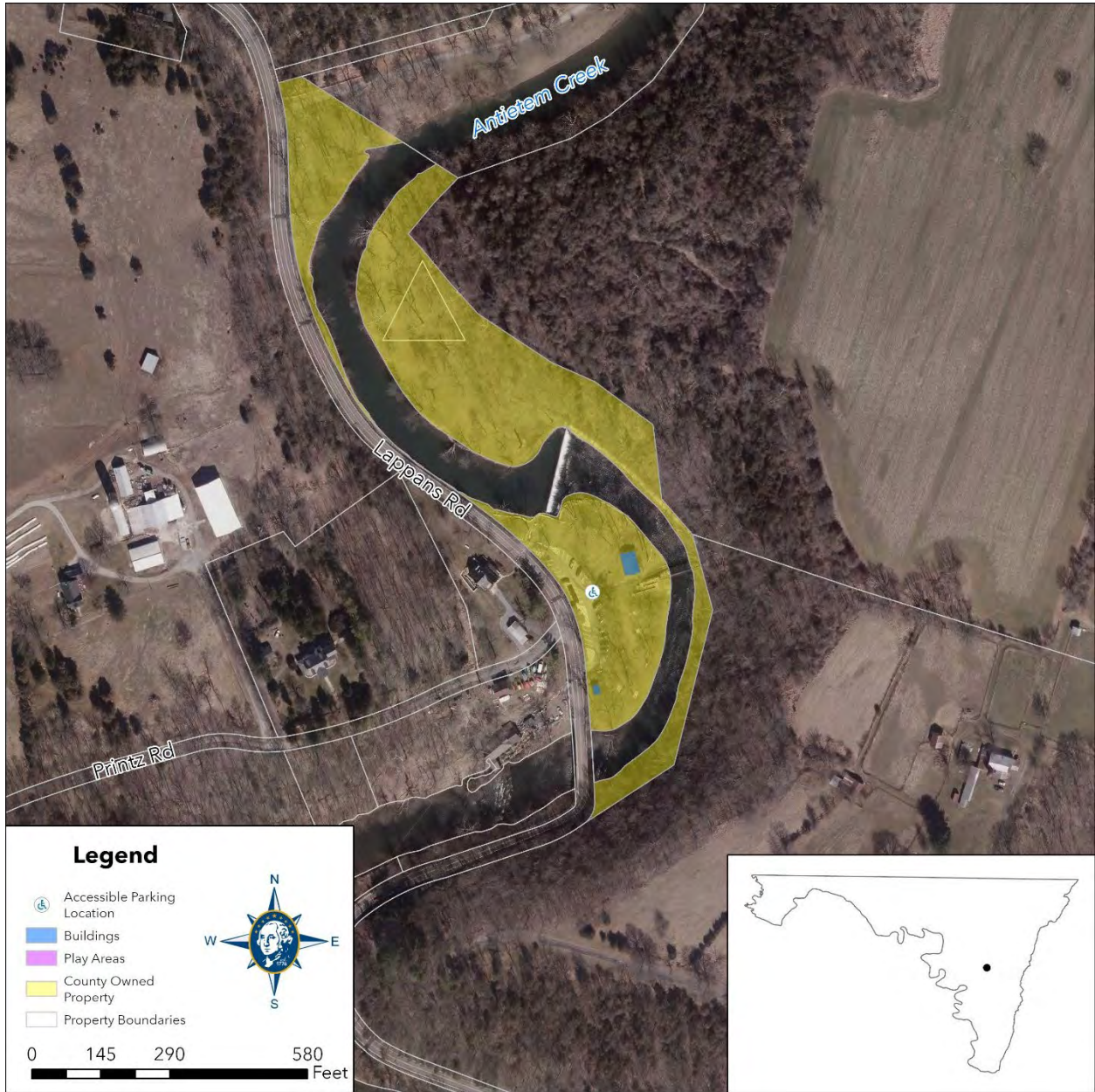
Pavilion



# Devil's Backbone Park

18934 Lappans Road  
Boonsboro, MD 21713





Washington County Government						
Accessibility Assessment						
Parks						
Devil's Backbone Park						
18934 Lappans Road, Boonsboro, MD 21713						
Room/Space	Priority	Key Note	Accessibility Deficiency	ADA Code Reference	Recommendation	Cost
Approaches and Entrances	4H	S-2, S-9	Access aisle is not marked as to discourage parking in it. Slope of accessible parking area exceeds 2.08% (2.5%).	502.6	Install "van accessible" signs at van accessible parking spaces.	\$5,000
Exterior Accessible Route	3H	S-3	Running slope of the exterior accessible route (from accessible parking to bridge) exceeds 5.0% (10.0%).	206 / Ch. 4	Redesign or reorient accessible route so that it is within compliant slope range.	\$10,000
Curb Ramps						
Main Entrance						
Interior Accessible Route						
Ramps	3H	S-7, S-8	Handrail is not continuous and has an area obstructed/damaged by a fallen tree.	505.4, 505.3	Replace handrails with compliant handrails.	\$5,000
Elevators						
Signs						
Controls						
Fire Alarm Systems						
Seating						
Benches						
Men's Toilet Room						
Toilet Room - Accessible Route	7M	A-22, A-27	Floor surface in door maneuvering clearance is not level (gap). Coat hook is greater than 48" above the floor (67.5").	404.2.4.4, 603.4	Bevel gap in floor. Relocate coat hook to compliant height.	\$50
Soap Dispensers and Hand Dryers						
Water Closets	9L	A-24	Side wall grab bar is above 36" from floor to top of gripping surface (36.5"). There is less than 12" clearance above side wall grab bar (4").	604.5.1, 204	Relocate side wall grab bar to location compliant in height. Relocate protruding objects to move to a compliant location out side of required clear above side wall grab bar.	\$0
Toilet Compartment (Stalls)	9L	A-24	Door pulls are not located on both sides of the accessible stall door.	604.8.1.2	Install door pull on interior side of the accessible stall door.	\$10
Women's Toilet Room						
Toilet Room - Accessible Route	7M	A-22, A-27	Floor surface in door maneuvering clearance is not level (gap). Coat hook is greater than 48" above the floor (67.5").	404.2.4.4 / 302, 603.4	Fill-in gap at door to create level floor surface. Relocate coat hook to compliant height.	\$50
Soap Dispensers and Hand Dryers						
Water Closets	9L	A-24	There is less than 12" clearance above side wall grab bar (5").	609.4, 609.3	Relocate protruding objects to move to a compliant location out side of required clear above side wall grab bar.	\$0
Toilet Compartment (Stalls)	9L	A-24	Door pulls are not located on both sides of the accessible stall door.	604.8.1.2	Install door pull on interior side of the accessible stall door.	\$10
Drinking Fountain						
Service Counters						
Play Areas						
					Total	\$20,120



Accessible Parking



Accessible Parking Signage




Bridge Entrances



Bottom portion of Ramp to Bridge



Bridge Ramp Landing Area / Turning Space



Middle Portion of Ramp to Bridge



Top Portion of Ramp Entrance to Bridge



Pathway on Eastern Side of Bridge



Broken Portion of Handrail on Pathway on Eastern Side of Bridge



Pavilion



Toilet Room Entrances



Men's Toilet Room Accessible Water Closet / Stall



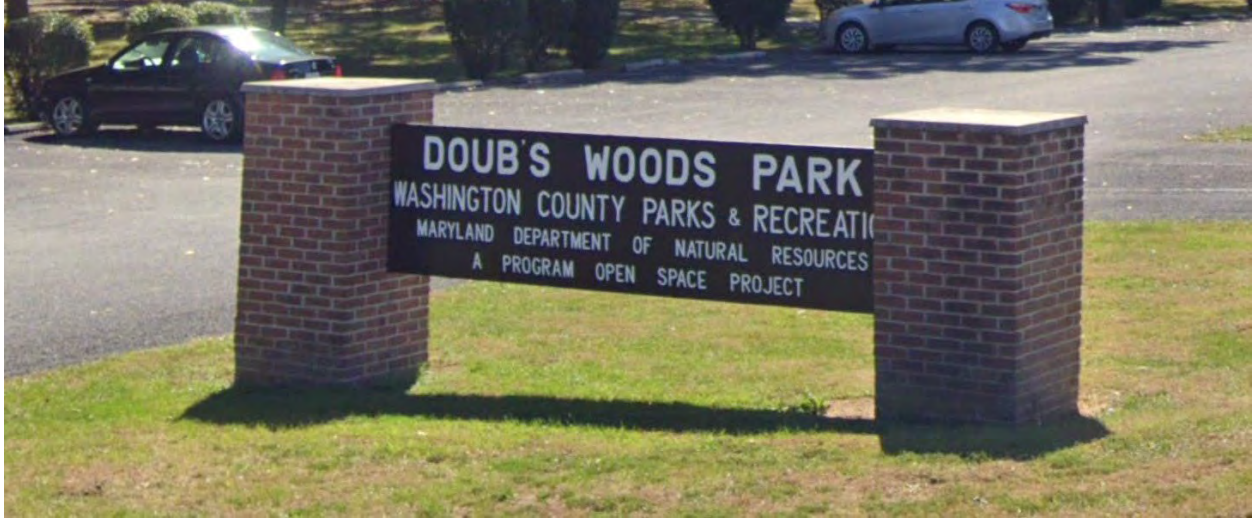
Men's Toilet Room Soap Dispenser



Women's Toilet Room Accessible Water Closet / Stall



Women's Toilet Room Soap Dispenser



# Doub's Woods Park

1307 South Potomac Street  
Hagerstown, MD 21740



Washington County Government						
Accessibility Assessment						
Parks						
Doub's Woods Park						
1307 South Potomac Street, Hagerstown, MD 21740						
Room/Space	Priority	Key Note	Accessibility Deficiency	ADA Code Reference	Recommendation	Cost
Northern Parking Lot						
Approaches and Entrances	4H	S-2, S-3, S-9, S-10	No "Van Accessible" sign designating van accessible spaces. No Access aisles are marked as to discourage parking in them. Slope of accessible parking area exceeds 2.08% (3.3%).	502.6	Install signage to designate van accessible spaces as "Van Accessible" and to discourage parking in access aisle. Repave/grade accessible parking area so that it has a slope of less 2.08%.	\$1,000
Southern Parking Lot						
Approaches and Entrances	4H	S-2, S-3, S-9, S-10	No "Van Accessible" sign designating van accessible spaces. No Access aisles are marked as to discourage parking in them. Pavement condition is very poor.	502.6	Install signage to designate van accessible spaces as "Van Accessible" and to discourage parking in access aisle. Repave accessible parking area.	\$1,000
Exterior Accessible Route	3H	S-3	Route running slope exceeds 5.0% (7.0%) and route cross slope exceeds 2.08% (3.3%).	403.3	Repave walking path so that slope levels are compliant.	\$3,000
Curb Ramps						
Main Entrance						
Interior Accessible Route						
Elevators						
Signs						
Controls						
Fire Alarm Systems						
Seating						
Benches						
Northern Pavilion Toilet Rooms						
Left (East) Toilet Room						
Toilet Room - Accessible Route						
Soap Dispensers and Hand Dryers						
Water Closets	9L	A-24, A-25	Rear wall grab bar does not extend at least 12" towards the side wall from the water closet centerline.	604.5.2	Relocate grab bars to compliant location in reference to water closet.	\$0
Toilet Compartment (Stalls)	9L	A-24	Door pulls are not located on both sides of the accessible stall door.	604.8.1.2	Install door pull on interior side of the accessible stall door.	\$10
Right (West) Toilet Room						
Toilet Room - Accessible Route						
Soap Dispensers and Hand Dryers						
Water Closets	9L	A-24, A-25	Top of rear and side wall grab bar gripping surfaces are greater than 36" above floor (rear 37" and side 36.5").	604.5/609.4	Relocate grab bars to compliant location in reference to floor.	\$0
Toilet Compartment (Stalls)	9L	A-24	Door pulls are not located on both sides of the accessible stall door.	604.8.1.2	Install door pull on interior side of the accessible stall door.	\$10
Arts Pavilion						
Ramps	3H	S-7, S-8	Running slope of ramps exceed 8.33% (8.4%). Ramp rise is higher than 6" (22") and there are no handrails present.	405.2, 405.3, 405.8	Repave ramps so that running slope and width are compliant. Install handrails on both sides of ramps.	\$10,000
Men's Toilet Room						
Toilet Room - Accessible Route						
Soap Dispensers and Hand Dryers						
Water Closets	9L	A-24, A-25	Top of rear and side wall grab bar gripping surfaces are greater than 36" above floor (rear 37" and side 37").	604.5/609.4	Relocate grab bars to compliant location in reference to floor.	\$0
Toilet Compartment (Stalls)	9L	A-24	Door pulls are not located on both sides of the accessible stall door.	604.8.1.2	Install door pull on interior side of the accessible stall door.	\$10



Women's Toilet Room						
Toilet Room - Accessible Route						
Soap Dispensers and Hand Dryers						
Water Closets	9L	A-24, A-25	Side wall grab bar is greater than 12" from rear wall (12.5").	604.5.1	Relocate side wall grab bar to compliant location in reference to rear wall.	\$0
Toilet Compartment (Stalls)	9L	A-24	Door pulls are not located on both sides of the accessible stall door.	604.8.1.2	Install door pull on interior side of the accessible stall door.	\$10
Southern Pavilion Toilet Rooms						
Left (North) Toilet Room						
Toilet Room - Accessible Route						
Soap Dispensers and Hand Dryers						
Water Closets	9L	A-24, A-25	Top of rear and side wall grab bar gripping surfaces are greater than 36" above floor (rear 37" and side 37").	604.5/609.4	Relocate grab bars to compliant location in reference to floor.	\$0
Toilet Compartment (Stalls)	9L	A-24	Door pulls are not located on both sides of the accessible stall door.	604.8.1.2	Install door pull on interior side of the accessible stall door.	\$10
Right (South) Toilet Room						
Toilet Room - Accessible Route						
Soap Dispensers and Hand Dryers						
Water Closets	9L	A-24, A-25	Top of rear and side wall grab bar gripping surfaces are greater than 36" above floor (rear 36.5" and side 36.5").	604.5/609.4	Relocate grab bars to compliant location in reference to floor.	\$0
Toilet Compartment (Stalls)	9L	A-24	Door pulls are not located on both sides of the accessible stall door.	604.8.1.2	Install door pull on interior side of the accessible stall door.	\$10
Drinking Fountain						
Service Counters						
Play Areas						
					Total	\$15,060



North Accessible Parking Location



South Accessible Parking Location



Park Accessible Route



Northern Pavilion



Northern Pavilion Left/East Toilet Room  
Entrance



Northern Pavilion Left/East Toilet Room  
Interior




Northern Pavilion Left/East Toilet Room Sink




Northern Pavilion Left/East Toilet Room  
Accessible Water Closet / Stall



Northern Pavilion Right/West Toilet Room  
Entrance



Northern Pavilion Right/West Toilet Room  
Interior



Northern Pavilion Right/West Toilet Room  
Sink



Northern Pavilion Right/West Toilet Room  
Accessible Water Closet / Stall



Arts Pavilion



Arts Pavilion Ramp (North Side)




Arts Pavilion Ramp (South Side)



Arts Pavilion Men's Toilet Room Entrance



Arts Pavilion Men's Toilet Room Interior



Arts Pavilion Men's Toilet Room Sink




Arts Pavilion Men's Toilet Room Accessible Water Closet / Stall



Arts Pavilion Women's Toilet Room Entrance



Arts Pavilion Women's Toilet Room Interior



Arts Pavilion Women's Toilet Room Sink



Arts Pavilion Women's Toilet Room Accessible Water Closet / Stall




Southern Pavilion



Southern Pavilion Right/South Toilet Room



Southern Pavilion Right/South Toilet Room Interior



Southern Pavilion Right/South Toilet Room Sink



Southern Pavilion Right/South Toilet Room Accessible Water Closet / Stall



Southern Pavilion Left/North Toilet Room Entrance



Southern Pavilion Left/North Toilet Room Interior



Southern Pavilion Left/North Toilet Room  
Sink



Southern Pavilion Left/North Toilet Room  
Accessible Water Closet / Stall



Religious Area



Northern Park Play Area



Northern Park Play Area



Northern Park Play Area



Northern Park Play Area



Northern Park Play Area



Northern Park Play Area



Northern Park Play Area



Western Park Play Area



Southern Park Play Area





Southern Park Play Area

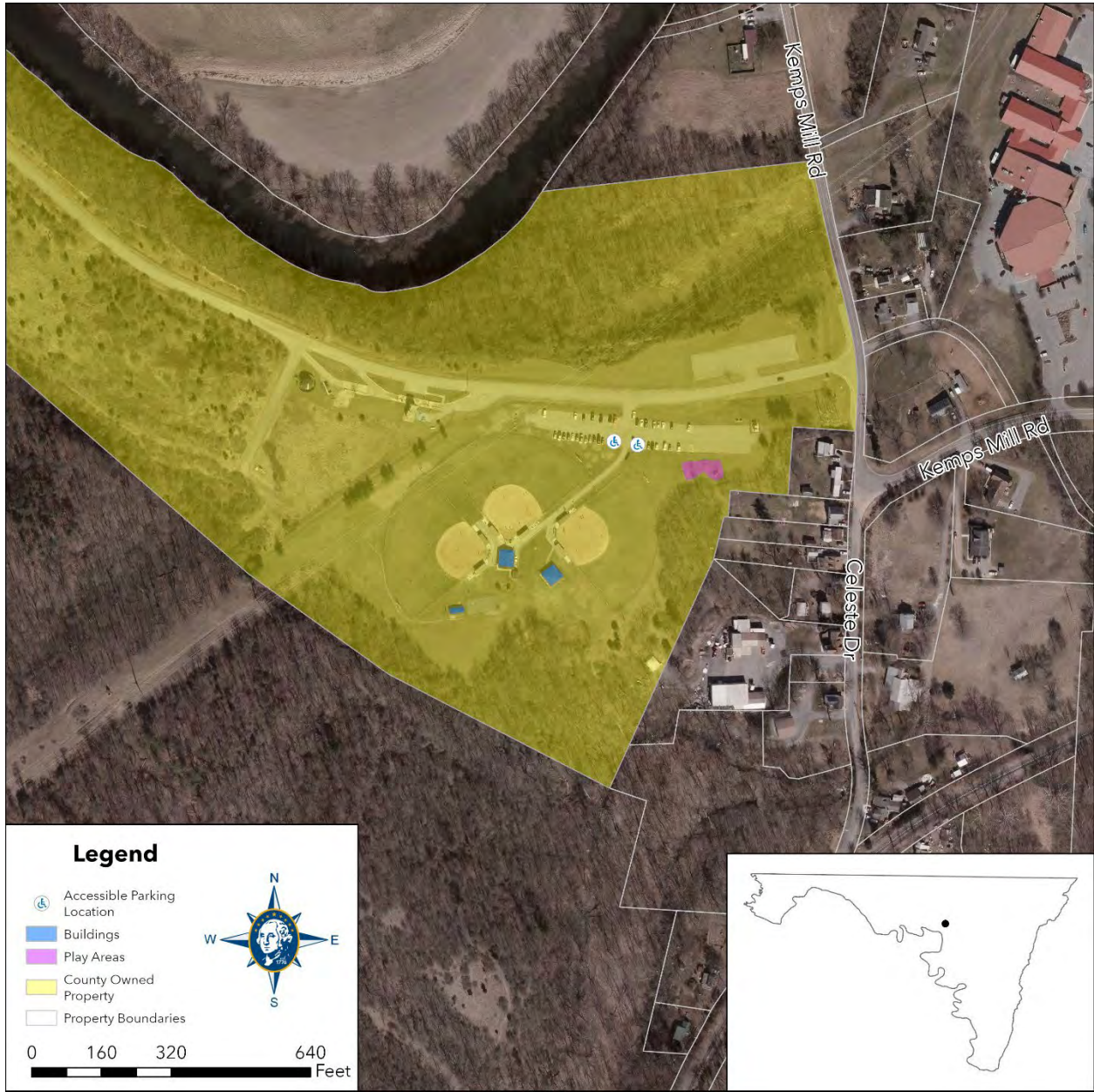


Southern Park Play Area



# Kemps Mill Park

11114 Kemps Mill Road  
Williamsport, MD 21795



Washington County Government						
Accessibility Assessment						
Parks						
Kemps Mill Park						
11114 Kemps Mill Road, Williamsport, MD 21795						
Room/Space	Priority	Key Note	Accessibility Deficiency	ADA Code Reference	Recommendation	Cost
Approaches and Entrances	6M	S-9	No "Van Accessible" sign at van accessible parking spaces. Access aisles are not marked as to discourage parking in them.	502.6	Install signage designating parking spaces as "Van Accessible" and to discourage parking in access aisle.	\$25
Exterior Accessible Route						
Curb Ramps						
Main Entrance						
Interior Accessible Route						
Ramps						
Elevators						
Signs						
Controls						
Fire Alarm Systems						
Seating						
Benches	7M	A-18	Bench seat less than 20" deep (18"). Bench seat height less than 17" above ground (16").	903.3, 903.5	Install bench with compliant dimensions.	\$750
Men's Toilet Room						
Toilet Room - Accessible Route	7M	A-4, A-9, A-20, A-25	Signs do not have raised text characters or braille. Sign not mounted on wall on latch side of the door. Bottom character on sign is more than 60" above floor (79"). Door threshold edge is more than .5" high (1"). Front of lavatory is higher than 34" above floor (34.5").	703.2, 703.3, 703.4, 404.2.5, 606.3	Install signage with raised characters & braille at compliant location. Replace door threshold to allow for compliant height. Relocate lavatory to compliant height.	\$500
Soap Dispensers and Hand Dryers	9L	A-24	Soap dispenser is located higher than 48" accessible reach range (49.5"). Hand towel dispenser is located higher than 44" accessible reach range (45").	606.1	Relocate soap dispenser and hand towel dispenser to locations at compliant height.	\$0
Water Closets	9L	A-24, A-25	Rear wall grab bar does not extend at least 12" from centerline of water closet towards side wall (4"). Toilet paper dispenser is located less than 7" from the front of water closet (4"). Toilet paper is located more than 48" above ground (49").	604.5.2, 604.7	Relocate rear wall grab bar to compliant location in reference to side wall. Relocate toilet paper dispenser to location at compliant height in compliant location in reference to the water closet.	\$0
Toilet Compartment (Stalls)	9L	A-21	Door pull on outside of accessible stall door is greater than 48" above the floor (52"). Lock on accessible stall door is not operable with tight grasping or pinching.	604.8.2.2	Lower door pull on outside of accessible stall door to compliant height. Install lock hardware that does not require tight grasping, pinching, or twisting of the wrist for operation.	\$15
Women's Toilet Room						
Toilet Room - Accessible Route	6M	A-3, A-4, A-9, A-10, A-27, A-28	Signs do not have raised text characters or braille. Bottom character on sign is more than 60" above floor (79"). Door threshold edge is more than .5" high (1"). There is not a 36" minimum clear path to at least one of each type of fixture (30"). There is not a 60" diameter circle or 60" T-shaped space for a wheelchair turn around. Bottom edge of mirror over lavatory is higher than 40" above the floor (49"). Coat hook is higher than 48" above the floor (65").	703.2, 703.3, 703.4, 404.2.5, 603.2/304, 603.3, 603.4	Install signage with raised characters & braille at compliant location. Replace door threshold to allow for compliant height. Relocate or reorient location of hand towel dispenser/dryer to allow for a 36" clear path to toilet room fixtures. Provide a 60" wheel chair turn around space. Lower mirror to compliant height. Lower coat hook to compliant height.	\$1,000
Soap Dispensers and Hand Dryers						

Water Closets	9L	A-24, A-25	Side wall grab bar is located more than 12" from rear wall (13"). Rear wall grab bar does not extend at least 12" from centerline of water closet towards side wall (4"). Toilet paper dispenser is located less than 7" from the front of water closet (3"). Toilet paper is located more than 48" above ground (49").	604.5.1, 604.5.2, 604.7	Relocate side wall grab bar to compliant location in reference to rear wall. Relocate rear wall grab bar to compliant location in reference to side wall. Relocate toilet paper dispenser to location at compliant height in compliant location in reference to the water closet.	\$0
Toilet Compartment (Stalls)	6M	A-21	Door pull on outside of accessible stall door is greater than 48" above the floor (52"). Lock on accessible stall door is not operable with tight grasping or pinching.	604.8.2.2	Lower door pull on outside of accessible stall door to compliant height. Install lock hardware that does not require tight grasping, pinching, or twisting of the wrist for operation.	\$15
Drinking Fountain						
Service Counters	6M	A-14	Service counter at concession stand is higher than 36" above the ground (37"). Less than 17" of clear floor space extends under the accessible length of the counter (12").	205	Add counter extension or replace counter so that it has a portion of counter that is less than 36" in height above the ground and allows for 17"-25" of clear floor space to extend underneath the counter.	\$150
Play Areas						
					Total	\$2,455



Accessible Parking



Accessible Parking




Pathway / Main Building



Men's Toilet Room Entrance



Men's Toilet Room Sink



Men's Toilet Room Accessible  
Water Closet / Stall



Women's Toilet Room Entrance



Women's Toilet Room Sink



Women's Toilet Room Accessible Water Closet / Stall



Service Counter



Drinking Fountain (Not in Operation)



Pavilion



Bench



Play Area



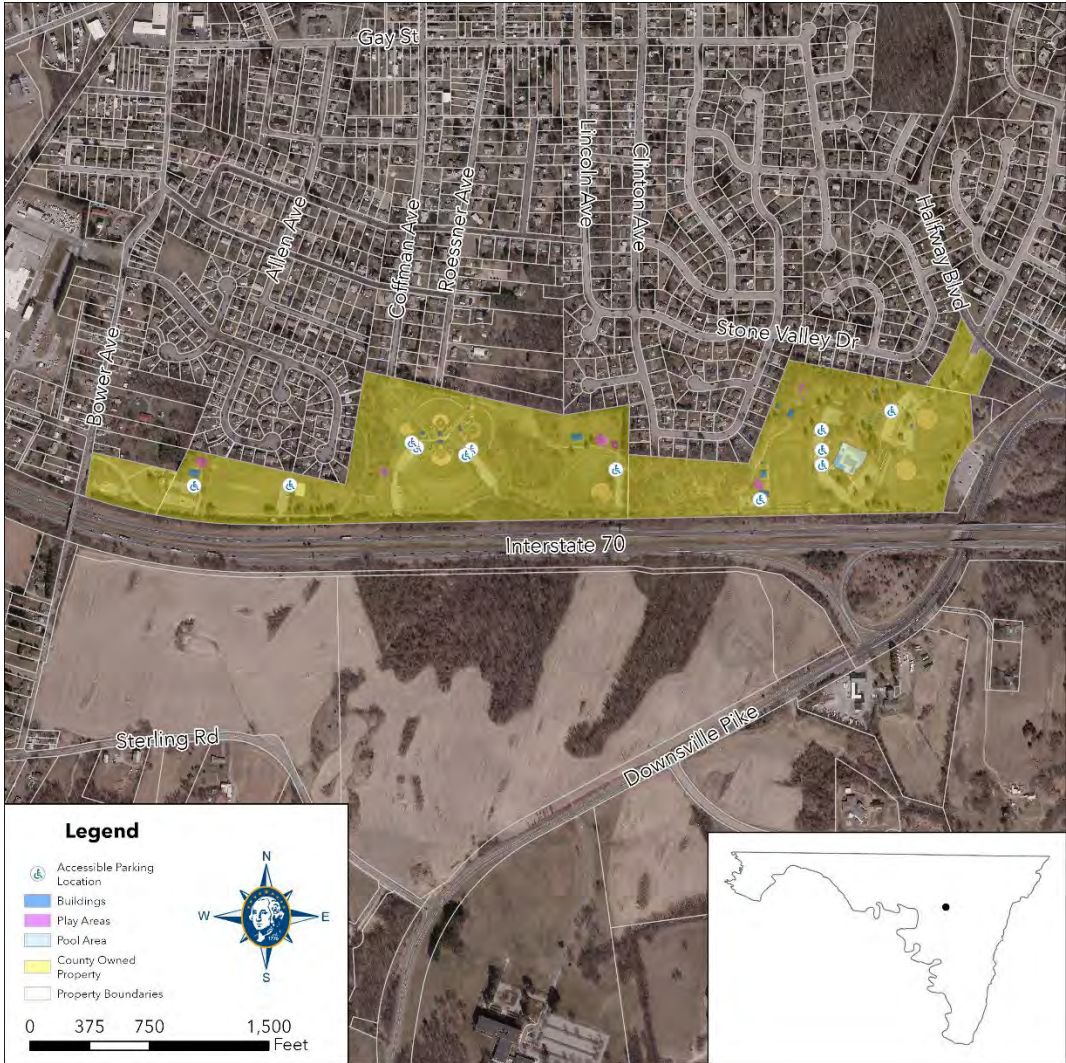
Play Area





# Martin "Marty" L. Snook Memorial Park

17901 Halfway Boulevard  
Hagerstown, MD 21740



Washington County Government						
Accessibility Assessment						
Parks						
Martin "Marty" L. Snook Memorial Park						
17901 Halfway Boulevard, Hagerstown, MD 21740						
Room/Space	Priority	Key Note	Accessibility Deficiency	ADA Code Reference	Recommendation	Cost
Tennis Area						
Approaches and Entrances	6M	A-9, S-2, S-3, S-9, S-10	No "Van Accessible" sign at van accessible parking spaces. Access aisles are not marked as to discourage parking in them. Slope of accessible parking area is steeper than 2.08% (5.6%).	502.6, 502.4/302	Install signage to designate van accessible spaces as "Van Accessible" and to discourage parking in access aisle. Repave/grade accessible parking area so that it has a slope of less 2.08%.	\$1,000
Exterior Accessible Route						
Curb Ramps						
Main Entrance						
Interior Accessible Route						
Toilet Room Ramp						
Ramps	2H	S-7, S-8	Slope of ramp exceeds 8.33% (23.8%). No Handrails present.	405.2, 505.10.1, 405.9.1, 409.9.2	Redesign and install new ramp with landings that meet slope requirements with compliant handrail fixtures.	\$25,000
Parking Area Ramp						
Ramps	4H	S-7, S-8	Slope of ramp exceeds 8.33% (13.2%). The handrail does not extend 12" horizontally at top and bottom of the ramp (0"). The handrail does not return to a wall, guard, or landing surface. The ramp does not extend at least 12" beyond the inside face of the handrail. There is no curb or barrier to prevent the passage of a 4" diameter sphere.	405.2, 505.10.1, 405.9.1, 409.9.2	Redesign and install new ramp with landings that meet slope requirements with compliant handrail fixtures.	\$25,000
Elevators						
Signs						
Controls						
Fire Alarm Systems						
Seating						
Benches						
Left Toilet Room						
Toilet Room - Accessible Route	7M	S-3	Gap in floor present in maneuvering clearance on outside of toilet room door.	206 / Ch. 4	Bevel gap in floor.	\$0
Soap Dispensers and Hand Dryers						
Water Closets	9L	A-25, A-26	The centerline of the water closet is more than 18" from the side wall (18.5"). Top of rear and side wall grab bar gripping surfaces are greater than 36" above floor (rear 36.5" and side 36.5").	604.2, 604.5/609.4	Relocate water closet to compliant location in reference to side wall. Relocate grab bars to complaint heights.	\$300
Toilet Compartment (Stalls)	9L	A-24	Door pulls are not located on both sides of the accessible stall door.	604.8.1.2	Install door pull on interior side of the accessible stall door.	\$10
Right Toilet Room						
Toilet Room - Accessible Route	7M	S-3	Gap in floor present in maneuvering clearance on outside of toilet room door.	206 / Ch. 4	Bevel gap in floor.	\$0
Soap Dispensers and Hand Dryers						
Water Closets						
Toilet Compartment (Stalls)	9L	A-24	Door pulls are not located on both sides of the accessible stall door.	604.8.1.2	Install door pull on interior side of the accessible stall door.	\$10
Drinking Fountain						
Service Counters						

Play Areas		Pavilion 1				
	6M	A-9, S-2, S-3, S-9, S-10	No "Van Accessible" sign at van accessible parking spaces. Access aisles are not marked as to discourage parking in them. Slope of accessible parking area is steeper than 2.08% (5.4%).	502.6, 502.4/302	Install signage to designate van accessible spaces as "Van Accessible" and to discourage parking in access aisle. Repave/grade accessible parking area so that it has a slope of less 2.08%.	\$1,000
Approaches and Entrances						
Exterior Accessible Route						
Curb Ramps						
Main Entrance						
Interior Accessible Route						
Ramps						
Elevators						
Signs						
Controls						
Fire Alarm Systems						
Seating						
Benches						
Toilet Room - Accessible Route						
Soap Dispensers and Hand Dryers						
Water Closets						
Toilet Compartment (Stalls)						
Drinking Fountain						
Service Counters						
Play Areas						
		Pavilion 2				
Approaches and Entrances	6M	S-2	No access aisle provided.	502.3	Repaint / reorient parking to provide access aisle. Install signage to discourage parking in access aisle.	\$150
Exterior Accessible Route	6M	S-5	Running slope of route exceeds 5.0% (7.9%).	206 / Ch. 4	Provide landings and hand rails as required.	\$1,000
Curb Ramps						
Main Entrance						
Interior Accessible Route						
Ramps						
Elevators						
Signs						
Controls						
Fire Alarm Systems						
Seating						
Benches						
		Men's Toilet Room				
Toilet Room - Accessible Route	9L	S-9	Sign is not mounted on wall on latch side of the door.	703.4.2	Install signage at compliant location.	\$0
Soap Dispensers and Hand Dryers						
Water Closets	9L	A-25, A-26	Top of rear and side wall grab bar gripping surfaces are greater than 36" above floor (rear 37" and side 36.5"). Toilet paper dispenser is less than 7" from the front of the water closet (6").	604.5/609.4, 604.7	Relocate grab bars to compliant heights. Relocate toilet paper dispenser to compliant location in reference to water closet.	\$0
Toilet Compartment (Stalls)	9L	A-22	Door pulls are not located on both sides of the accessible stall door.	604.8.1.2	Install door pull on interior side of the accessible stall door.	\$10
		Women's Toilet Room				
Toilet Room - Accessible Route	9L	S-9, A-27	Sign is not mounted on wall on latch side of the door. No coat hook is present.	703.4.2	Install signage at compliant location.	\$0
Soap Dispensers and Hand Dryers						

Water Closets	9L	A-25, A-26	The centerline of the water closet is more than 18" from the side wall (18.5"). Toilet paper dispenser is less than 7" from the front of the water closet (6").	604.2, 604.7	Relocate water closet to compliant location in reference to side wall. Relocate toilet paper dispenser to compliant location in reference to water closet.	\$300
Toilet Compartment (Stalls)	9L	A-21, A-22	Accessible stall door opening width is less than 32" clear (31.5). Door pulls are not located on both sides of the accessible stall door.	604.8.2.2, 604.8.1.2	Reorient stall fixture to allow for complaint door width. Install door pull on interior side of the accessible stall door.	\$210
Drinking Fountain						
Service Counters						
Play Areas						
Pavilion 3						
Approaches and Entrances	6M	A-9, S-2, S-3, S-9, S-10	No "Van Accessible" sign at van accessible parking spaces. No access aisle provided. Slope of accessible parking area is steeper than 2.08% (2.4%). Bottom of sign less than 60" above ground (54").	502.6, 502.3, 502.4/302	Install signage to designate van accessible spaces as "Van Accessible" and to discourage parking in access aisle. Repaint / reorient parking to provide access aisle. Repave/grade accessible parking area so that it has a slope of less 2.08%. Raise sign to compliant height.	\$1,250
Exterior Accessible Route						
Curb Ramps						
Main Entrance						
Interior Accessible Route						
Ramps						
Elevators						
Signs						
Controls						
Fire Alarm Systems						
Seating						
Benches						
Men's Toilet Room						
Toilet Room - Accessible Route	9L	S-9, A-9	Sign is not mounted on wall on latch side of the door.	703.4.2	Install signage at compliant location.	\$0
Soap Dispensers and Hand Dryers						
Water Closets	9L	A-25, A-26	Top of rear and side wall grab bar gripping surfaces are greater than 36" above floor (rear 37" and side 37").	604.2	Relocate grab bars to compliant heights.	\$0
Toilet Compartment (Stalls)	9L	A-22	Door pulls are not located on both sides of the accessible stall door.	604.8.1.2	Install door pull on interior side of the accessible stall door.	\$10
Women's Toilet Room						
Toilet Room - Accessible Route	9L	S-9	Sign is not mounted on wall on latch side of the door.	703.4.2	Install signage at compliant location.	\$0
Soap Dispensers and Hand Dryers						
Water Closets	9L	A-25, A-26	Rear wall grab bar does not extend 12" from centerline of water closet to side wall (9").	604.5.2	Relocate rear wall grab bar to compliant location in reference to water closet.	\$0
Toilet Compartment (Stalls)	9L	A-22	Door pulls are not located on both sides of the accessible stall door.	604.8.1.2	Install door pull on interior side of the accessible stall door.	\$10
Drinking Fountain						
Service Counters						
Play Areas						
Pavilion 4						

	6M	A-9, S-2, S-3, S-9, S-10	No "Van Accessible" sign at van accessible parking spaces. No access aisle provided. Slope of accessible parking area is steeper than 2.08% (2.1%).	502.6, 502.3, 502.4/302	Install signage to designate van accessible spaces as "Van Accessible" and to discourage parking in access aisle. Repaint / reorient parking to provide access aisle. Repave/grade accessible parking area so that it has a slope of less 2.08%.	\$1,250
Approaches and Entrances						
Exterior Accessible Route						
Curb Ramps						
Main Entrance						
Interior Accessible Route						
Ramps						
Elevators						
Signs						
Controls						
Fire Alarm Systems						
Seating						
Benches						
Men's Toilet Room						
Toilet Room - Accessible Route	9L	S-9, A-9	Sign is not mounted on wall on latch side of the door.	703.4.2	Install signage at compliant location.	\$0
Soap Dispensers and Hand Dryers						
Water Closets	9L		Top of rear and side wall grab bar gripping surfaces are greater than 36" above floor (rear 36.5" and side 36.5").	604.5/609.4	Relocate grab bars to compliant heights.	\$0
Toilet Compartment (Stalls)	9L	A-22	Door pulls are not located on both sides of the accessible stall door.	604.8.1.2	Install door pull on interior side of the accessible stall door.	\$10
Women's Toilet Room						
Toilet Room - Accessible Route	9L	S-9, A-9	Sign is not mounted on wall on latch side of the door.	703.4.2	Install signage at compliant location.	\$0
Soap Dispensers and Hand Dryers						
Water Closets						
Toilet Compartment (Stalls)	9L	A-22	Door pulls are not located on both sides of the accessible stall door.	604.8.1.2	Install door pull on interior side of the accessible stall door.	\$10
Drinking Fountain						
Service Counters						
Play Areas						
Pool Area						
Approaches and Entrances	6M	S-9	Access aisle is not marked to discourage parking in it.	502.3.3	Install signage to discourage parking in access aisle.	\$15
Exterior Accessible Route						
Curb Ramps						
Main Entrance						
Interior Accessible Route						
Ramps						
Elevators						
Signs						
Controls						
Fire Alarm Systems						
Seating						
Benches						
Men's Toilet Room						

Toilet Room - Accessible Route Soap Dispensers and Hand Dryers	6M	A-1, A-2, A-11, A-12, A-22, A-27, A-28	Not at least 60" of clear depth on front approach of pull side of door (40"). Door hardware requires tight grasping, pinching, or twisting of the wrist to operate. Bottom edge of mirror is higher than 40" above the floor (45"). Lavatory does not have forward approach clear floor space of at least 48" long (44"). Coat hook is higher than 48" above the floor (74").	404.2.4.1, 404.2.7/309.4, 603.3, 606.2/305, 603.4	Relocate door to position to allow for 60" of clear floor space / depth on pull side of door. Replace door hardware with compliant operable parts. Relocate mirror to compliant height. Reorient fixture to allow for 48" clear space on forward approach to lavatory. Relocate coat hook to compliant height.	\$7,500
Water Closets	7M	A-24, A-25, A-26	Less than 60" of clearance from sidewall is provided for water closet (36"). Height of water closet seat is greater than 19" above ground (20"). Less than 12" of clearance above side wall grab bar (4"). No rear wall grab bar present. Flush control is not located on the open side of the water closet. Toilet paper dispenser is located less than 7" from front of water closet (3").	604.3, 604.9.1, 609.3, 604.5/609, 604.6, 604.7	Reorient stall fixture to allow for complaint compartment width around water closet. Replace toilet seat to allow for compliant water closet height. Relocate fixtures on wall to allow for 12" clearance above side wall grab bar. Install rear wall grab bar. Relocate flush control to open side of water closet. Relocate toilet paper dispenser to 7"-9" from the front for the water closet.	\$5,000
Toilet Compartment (Stalls)	7M	A-25, A-26	No stall door present (curten). Compartment is not at least 60" wide (36").	604.8.1.2, 604.3	Reorient stall fixture to allow for compliant stall width and fixed door.	\$1,000
Women's Toilet Room						
Toilet Room - Accessible Route Soap Dispensers and Hand Dryers	6M	A-1, A-2, A-11, A-12, A-22, A-27, A-28	Not at least 60" of clear depth on front approach of pull side of door (40"). Door hardware requires tight grasping, pinching, or twisting of the wrist to operate. Bottom edge of mirror is higher than 40" above the floor (48"). Coat hook is higher than 48" above the floor (60"). Toilet paper dispenser is located less than 7" from front of water closet (0").	404.2.4.1, 404.2.7/309.4, 603.3, 603.4	Relocate door to position to allow for 60" of clear floor space / depth on pull side of door. Replace door hardware with compliant operable parts. Relocate mirror to compliant height. Relocate coat hook to compliant height.	\$5,000
Water Closets	7M	A-24, A-25, A-26	Less than 60" of clearance from sidewall is provided for water closet (36"). Height of water closet seat is greater than 19" above ground (20"). Side wall grab bar is less than 33" above floor to top of gripping surface (31"). Less than 12" of clearance above side wall grab bar (7"). No rear wall grab bar present. Flush control is not located on the open side of the water closet.	604.3, 604.9.1, 609.3, 604.5/609, 604.6, 604.7	Reorient stall fixture to allow for complaint compartment width around water closet. Replace toilet seat to allow for compliant water closet height. Relocate side wall grab bar to compliant height. Relocate fixtures on wall to allow for 12" clearance above side wall grab bar. Install rear wall grab bar. Relocate flush control to open side of water closet.	\$5,000
Toilet Compartment (Stalls)	7M	A-25, A-26	Compartment is not at least 60" wide (36").	604.3	Reorient stall fixture to allow for compliant stall width.	\$1,000
Drinking Fountain						
Service Counters						
Play Areas						
Little League						
Approaches and Entrances	6M	A-9, S-2, S-3, S-9, S-10	No "Van Accessible" sign at van accessible parking spaces. No access aisle provided.	502.6, 502.3	Install signage to designate van accessible spaces as "Van Accessible" and to discourage parking in access aisle. Repaint / reorient parking to provide access aisle.	\$175
Exterior Accessible Route Curb Ramps	6M	S-5	Running slope of route exceeds 5.0% (10.5%). Cross slope of route exceeds 2.08% (2.4%).	206 / Ch. 4	Relocate / Redesign / or Reorient exterior accessible route to comply to slope requirements.	\$3,000
Main Entrance						

Interior Accessible Route						
Ramps						
Elevators						
Signs						
Controls						
Fire Alarm Systems						
Seating						
Benches						
Left Toilet Room						
Toilet Room - Accessible Route	7M	S-9, A-9, S-3	Sign is not mounted on wall on latch side of the door. Gap in floor present in maneuvering clearance on outside of toilet room door.	703.4.2, 206 / Ch.4	Install signage at compliant location. Bevel gap in floor.	\$0
Soap Dispensers and Hand Dryers						
Water Closets						
Toilet Compartment (Stalls)	9L	A-22	Door pulls are not located on both sides of the accessible stall door.	604.8.1.2	Install door pull on interior side of the accessible stall door.	\$10
Right Toilet Room						
Toilet Room - Accessible Route	7M	S-9, A-9, S-3	Sign is not mounted on wall on latch side of the door. Gap in floor present in maneuvering clearance on outside of toilet room door.	703.4.2, 206 / Ch.4	Install signage at compliant location. Bevel gap in floor.	\$0
Soap Dispensers and Hand Dryers						
Water Closets	9L		Top of rear wall grab bar gripping surface is greater than 36" above floor (36.5").	604.5/609.4	Relocate rear wall grab bar to compliant height.	\$0
Toilet Compartment (Stalls)	9L	A-22	Door pulls are not located on both sides of the accessible stall door.	604.8.1.2	Install door pull on interior side of the accessible stall door.	\$10
Drinking Fountain						
Service Counters						
Play Areas						
					Total	\$84,240






Pool Accessible Parking Area




Pool Men's Toilet Room Entrance



Pool Men's Toilet Room Entrance Interior




Pool Men's Toilet Room Interior




Pool Men's Toilet Room Sinks




Pool Men's Toilet Room Accessible Water Closet / Stall



Pool Women's Toilet Room Entrance



Pool Women's Toilet Room Entrance Interior



Pool Women's Toilet Room Interior



Pool Women's Toilet Room Sinks



Pool Women's Toilet Room Accessible Water Closet / Stall



Pavilion #1



Pavilion #1 Play Area



Pavilion #1 Play Area



Pavilion #3 Accessible Parking Area



Pavilion #3




Pavilion #3 Men's Toilet Room Entrance




Pavilion #3 Men's Toilet Room Interior



Pavilion #3 Men's Toilet Room Sink




Pavilion #3 Men's Toilet Room Accessible Water Closet / Stall




Pavilion #3 Women's Toilet Room Entrance



Pavilion #3 Women's Toilet Room Interior




Pavilion #3 Women's Toilet Room Sink



Pavilion #3 Women's Toilet Room Accessible Water Closet / Stall



Pavilion #3 Play Area



Pavilion #3 Play Area



Little League Accessible Parking Area




Little League Accessible Parking Area




Little League Accessible Parking Area



Little League Right Toilet Room Entrance



Little League Right Toilet Room Interior



Little League Right Toilet Room Sink




Little League Right Toilet Room Accessible Water Closet / Stall




Little League Left Toilet Room Entrance



Little League Left Toilet Room Interior



Little League Left Toilet Room Sink



Little League Left Toilet Room Accessible  
Water Closet / Stall



Little League Service Counter



Little League Play Area



Little League Play Area



Pavilion #4 Accessible Parking Area



Pavilion#4




Pavilion #4 Men's Toilet Room Entrance



Pavilion #4 Men's Toilet Room Interior



Pavilion #4 Men's Toilet Room Sink



Pavilion #4 Men's Toilet Room Accessible Water Closet / Stall



Pavilion #4 Women's Toilet Room Entrance



Pavilion #4 Women's Toilet Room Interior





Pavilion #4 Women's Toilet Room Sink



Pavilion #4 Women's Toilet Room Accessible Water Closet / Stall



Pavilion #4 Play Area



Pavilion #4 Play Area



Pavilion #4 Play Area



Pavilion #2 Accessible Parking Area



Pavilion #2



Pavilion #2 Men's Toilet Room Entrance



Pavilion #2 Men's Toilet Room Interior



Pavilion #2 Men's Toilet Room Sink



Pavilion #2 Men's Toilet Room Accessible Water Closet / Stall



Pavilion #2 Women's Toilet Room Entrance



Pavilion #2 Women's Toilet Room Interior



Pavilion #2 Women's Toilet Room Sink



Pavilion #2 Women's Toilet Room Accessible Water Closet / Stall



Pavilion #2 Play Area



Pavilion #2 Play Area



Pavilion #2 Play Area



Pavilion #2 Play Area



Tennis Court Accessible Parking



Ramp




Route to Tennis Court Toilet Rooms



Tennis Court Right Toilet Room Entrance



Tennis Court Right Toilet Room Interior




Tennis Court Right Toilet Room Sink



Tennis Court Right Toilet Room Accessible  
Water Closet / Stall



Tennis Court Left Toilet Room Entrance



Tennis Court Left Toilet Room Interior



Tennis Court Left Toilet Room Sink



Tennis Court Left Toilet Room Accessible  
Water Closet / Stall



Little League Accessible Parking Area

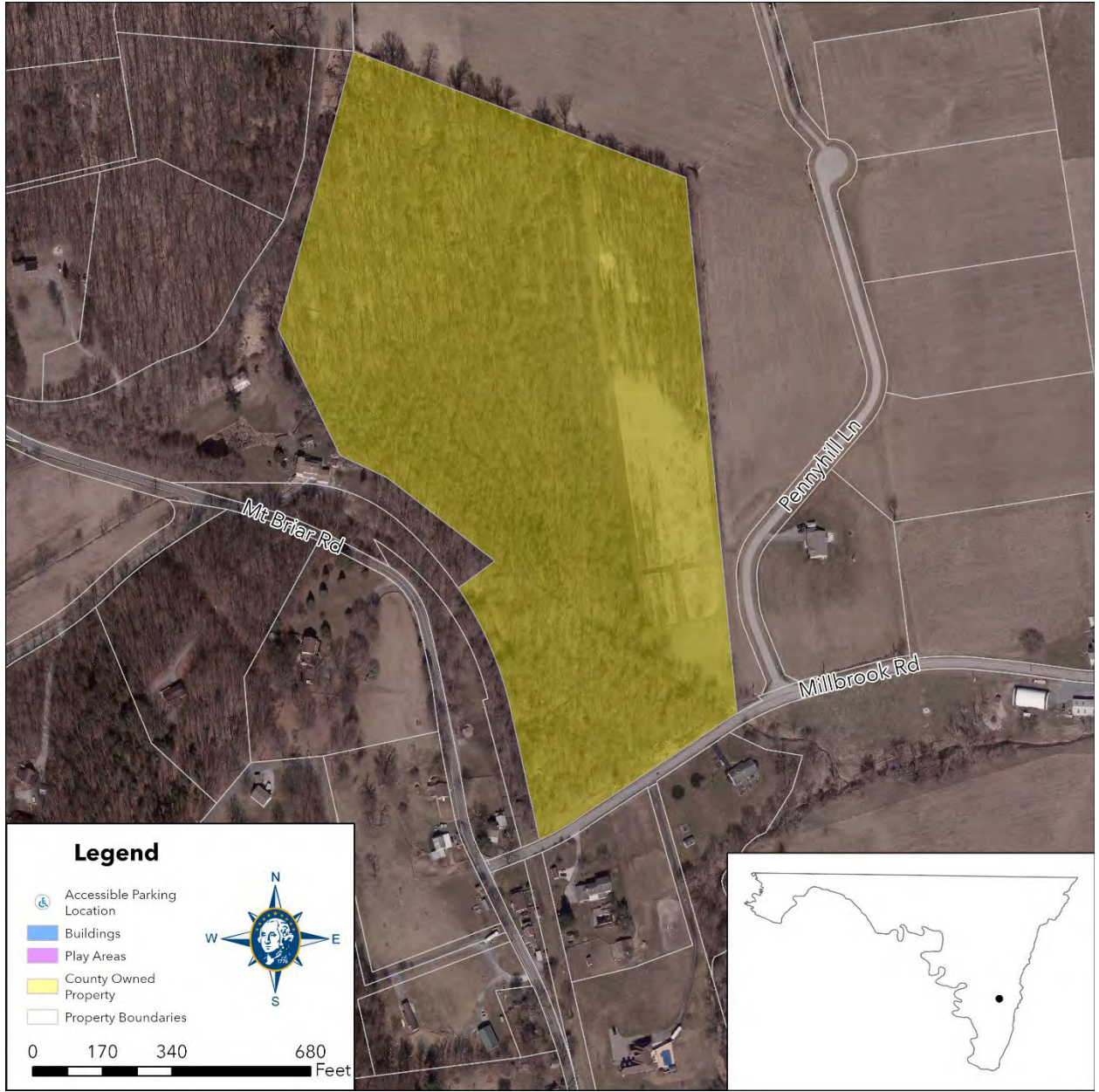


Pavilion #4 Accessible Parking Area



# Mt. Briar Wetland Preserve

19822 Millbrook Road  
Keedysville, MD 21756





Washington County Government						
Accessibility Assessment						
Parks						
Mt. Briar Wetland Preserve						
19822 Millbrook Road, Keedysville, MD 21756						
Room/Space	Priority	Key Note	Accessibility Deficiency	ADA Code Reference	Recommendation	Cost
Approaches and Entrances	2H	S-2	There is not a paved area designated for parking or accessible parking.	208 / 502	Pave parking area with accessible parking location.	\$35,000
Exterior Accessible Route	3H	S-1, S-3	There is no designated pathway from site entrance or parking area to the pathway present. Elevated pathway has sections with cross slopes that exceed 2.08% and has openings in path surface greater than .5".	206 / 403, 302.3	Pave or create pathway from accessible parking location or site entrance to beginning of walkway. Alter elevated pathway so that there are no gaps greater than .5" and cross slopes are compliant.	\$75,000
Curb Ramps						
Main Entrance						
Interior Accessible Route						
Ramps	3H	S-7	Only stair entrance to elevated pathway present.	405	Install alternate ramp entrance to elevated pathway.	\$7,500
Elevators						
Signs	4H	S-9	No signage present.	216 / 703	Install compliant accessible signage throughout the park where needed.	\$300
Controls						
Fire Alarm Systems						
Seating						
Benches	7M	A-18	Bench seat width is less than 24".	903	Replace bench.	750
Toilet Room - Accessible Route						
Soap Dispensers and Hand Dryers						
Water Closets						
Toilet Compartment (Stalls)						
Drinking Fountain						
Service Counters						
Play Areas						
					Total	\$118,550



Park Entrance



Exterior Access Route / Entrance to Elevated Walkway



Elevated Walkway



Elevated Walkway with Handrails



Elevated Walkway Surface

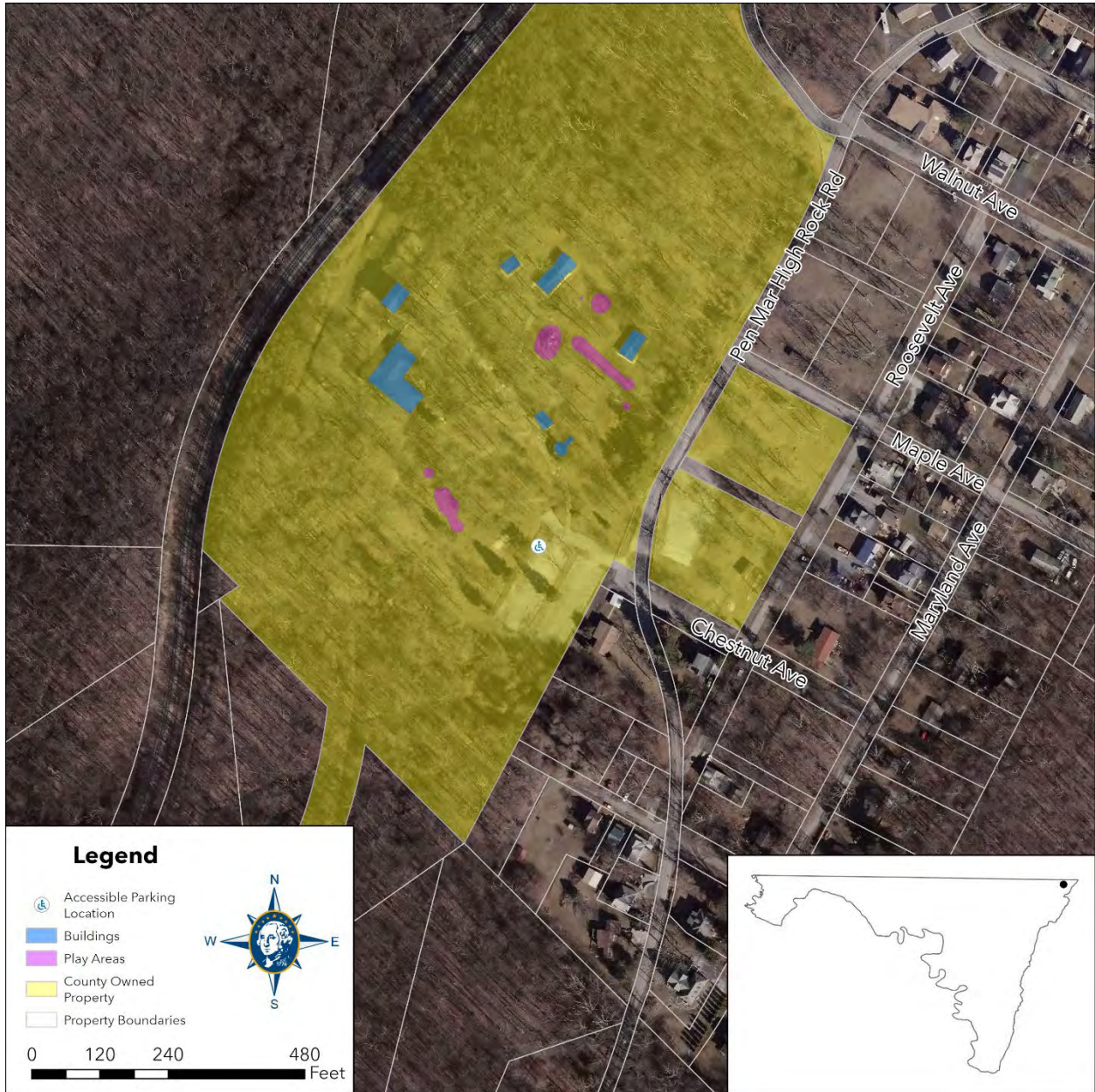


Bench / Elevated Walkway Turning Area



# Pen Mar Park

14600 Pen Mar Road  
Highfield-Cascade, MD 21719



Washington County Government						
Accessibility Assessment						
Parks						
Pen Mar Park						
14600 Pen Mar Road, Highfield-Cascade, MD 21719						
Room/Space	Priority	Key Note	Accessibility Deficiency	ADA Code Reference	Recommendation	Cost
Approaches and Entrances	4H	S-2, S-9	Insufficient amount of accessible parking space - 2 present, 3 required (58 total spaces). No access aisle present. Slope of the ground in the accessible parking area exceeds 2.08% (3.8%). No parking space is designated or marked as "van accessible".	208.2, 502.3, 502.4, 502.6	Ensure that there are 3 designated accessible parking spaces with an access aisle with needed signage. Grade or alter pavement to ensure that slope in accessible parking area is less than 2.08%.	\$1,500
Exterior Accessible Route						
Curb Ramps						
Main Entrance						
Interior Accessible Route						
Ramps						
Elevators						
Signs						
Controls						
Fire Alarm Systems						
Seating						
Benches	7M	A-18	Bench seats are less than 17" above ground (15").	903.5	Adjust height of park benches or replace park benches.	\$5,000
Men's Toilet Room - Western						
Toilet Room - Accessible Route	9L	A-27	Coat hook is located above 48" accessible reach range above floor (62").	604.8.3	Relocate coat hook to location within accessible reach range.	\$0
Soap Dispensers and Hand Dryers						
Water Closets	9L	A-24, A-25	Side wall grab bar is located more than 12" from rear wall (13"). Less than 12" of clearance above side wall grab bar (4"). Rear wall grab bar does not extend 12" from water closet centerline to side wall (10").	604.5.1, 609.3, 604.5.2	Relocate grab bars to compliant locations in reference to water closet and rear wall. Relocate toilet paper dispenser to compliant location that allows for required clearance around grab bars.	\$0
Toilet Compartment (Stalls)	9L	A-24	Door pulls are not located on both sides of the accessible stall door.	604.8.1.2	Install door pull on interior side of the accessible stall door.	\$10
Women's Toilet Room - Western						
Toilet Room - Accessible Route	9L	A-27	Coat hook is located above 48" accessible reach range above floor (66").	604.8.3	Relocate coat hook to location within accessible reach range.	\$0
Soap Dispensers and Hand Dryers						
Water Closets	9L	A-24, A-25	Side wall grab bar is located more than 12" from rear wall (13") and is higher than 36" from floor to top of gripping surface (36.5"). Less than 12" of clearance above side wall grab bar (5"). Toilet paper dispenser is located less than 7" from the front of the water closet (6").	604.5.1, 609.4, 609.3, 604.7	Relocate grab bars to compliant locations in reference to rear wall and in height. Relocate toilet paper dispenser to compliant location that allows for required clearance around grab bars.	\$0
Toilet Compartment (Stalls)	9L	A-24	Door pulls are not located on both sides of the accessible stall door.	604.8.1.2	Install door pull on interior side of the accessible stall door.	\$10
Men's Toilet Room - Northern						

Toilet Room - Accessible Route	9L	S-9, A-1, A-27	No signage present to designate toilet room. Less than 18" of maneuvering clearance beyond latch side of the door (14.5"). Coat hook is located outside of the 48" accessible reach range from floor (64").	703, 404.2.4, 604.8.3	Install compliant signage for toilet room. Reorient door to allow for compliant maneuvering clearance beyond latch side of door. Relocate coat hook to location within accessible reach range.	\$150
Soap Dispensers and Hand Dryers						
Water Closets	9L	A-24, A-25	Less than 12" of clearance above side wall grab bar (6").	609.3	Relocate fixtures/dispenser to allow for compliant clearance around side wall grab bar.	\$0
Toilet Compartment (Stalls)	9L	A-24	Door pulls are not located on both sides of the accessible stall door.	604.8.1.2	Install door pull on interior side of the accessible stall door.	\$10
Women's Toilet Room - Northern						
Toilet Room - Accessible Route	9L	S-9, A-1, A-27	No signage present to designate toilet room. Less than 18" of maneuvering clearance beyond latch side of the door (14.5"). Coat hook is located outside of the 48" accessible reach range from floor (66").	703, 404.2.4, 604.8.3	Install compliant signage for toilet room. Reorient door to allow for compliant maneuvering clearance beyond latch side of door. Relocate coat hook to location within accessible reach range.	\$150
Soap Dispensers and Hand Dryers						
Water Closets	9L	A-24, A-25	Centerline of water closet is more than 18" from the side wall (18.5"). Less than 12" of clear above side wall grab bar (5").	604.2, 609.3	Relocate water closet to compliant location in reference to side wall. Relocate fixtures/dispenser to allow for compliant clearance around side wall grab bar.	\$3,000
Toilet Compartment (Stalls)	9L	A-24	Door pulls are not located on both sides of the accessible stall door.	604.8.1.2	Install door pull on interior side of the accessible stall door.	\$10
Drinking Fountain						
Service Counters						
Play Areas						
Total						\$9,840



Accessible Parking



Pathway (From Accessible Parking)



Pathway



Pathway



Women's Toilet Room Entrance



Women's Toilet Room Interior



Women's Toilet Room Sink



Women's Toilet Room Accessible Water Closet / Stall



Men's Toilet Room Entrance



Men's Toilet Room Interior



Men's Toilet Room Sink



Men's Toilet Room Accessible Water Closet / Stall





Drinking Fountain (Not in Operation)



Ramp Entrance to Pavilion



Ramp Entrance to Overlook Structure



Bench



Pavilion #1



Pavilion #1 Women's Toilet Room Entrance




Pavilion #1 Women's Toilet Room Sink




Pavilion #1 Women's Toilet Room Interior



Pavilion #1 Women's Toilet Room Accessible Water Closet / Stall



Pavilion #1 Men's Toilet Room Entrance



Pavilion #1 Men's Toilet Room Sink



Pavilion #1 Men's Toilet Room Interior



Pavilion #1 Men's Toilet Room Accessible  
Water Closet / Stall



Play Area



Play Area



Play Area



Play Area



Play Area



Play Area



Play Area

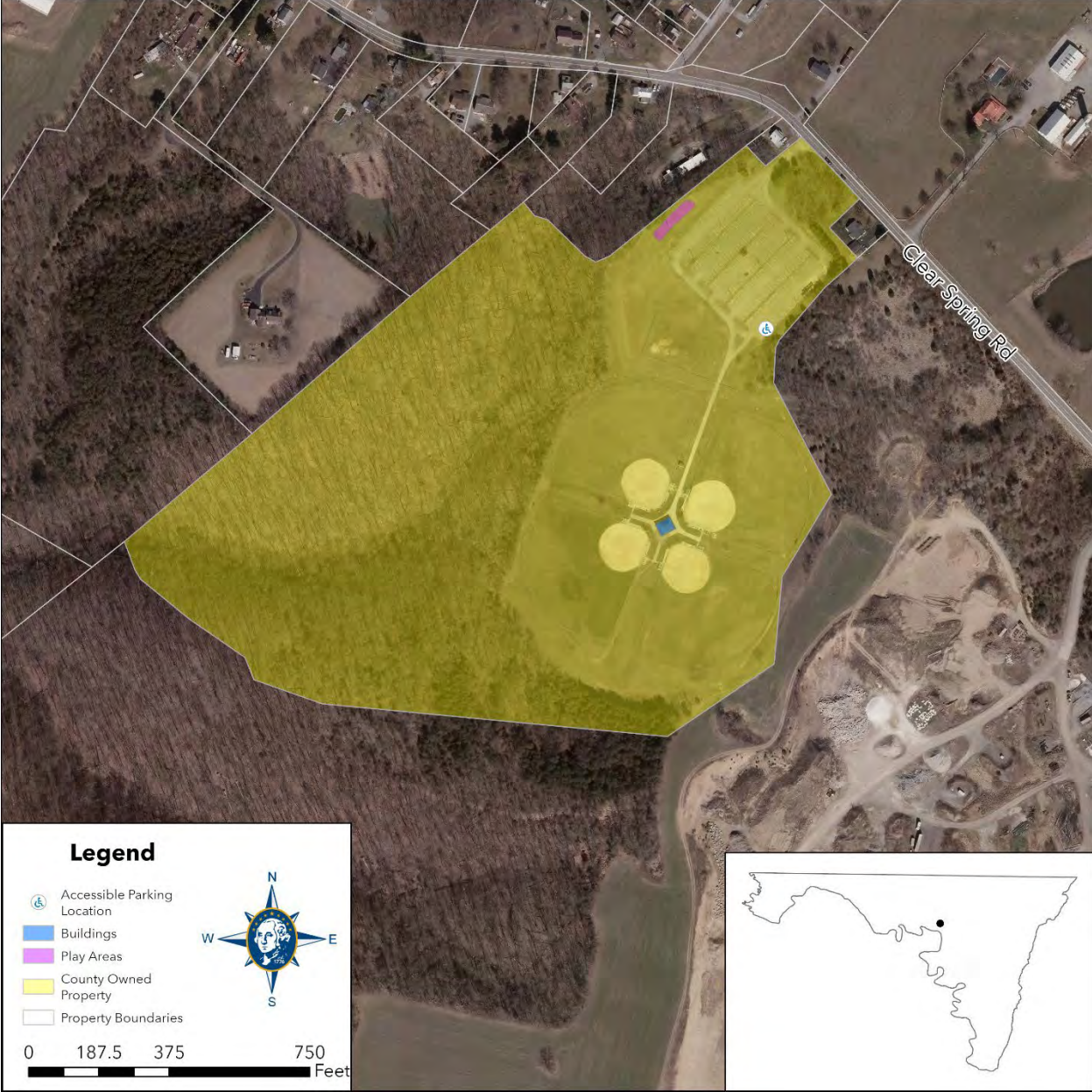


Play Area



# Pinesburg Softball Complex

15323 Clear Spring Road  
Williamsport, MD 21795



Washington County Government						
Accessibility Assessment						
Parks						
Pinesburg Softball Complex						
15323 Clear Spring Road, Williamsport, MD 21795						
Room/Space	Priority	Key Note	Accessibility Deficiency	ADA Code Reference	Recommendation	Cost
Approaches and Entrances	6M	S-2, S-3, S-9, S-10	No signage designating van accessible parking spaces as "Van Accessible" . No access aisle present.	502.6	Repaint/Reorient parking spaces to allow for accessible aisle and "Van Accessible" parking spaces. Provide required signage.	\$500
Exterior Accessible Route						
Curb Ramps						
Main Entrance						
Interior Accessible Route						
Ramps						
Elevators						
Signs						
Controls						
Fire Alarm Systems						
Seating						
Benches						
Men's Toilet Room						
Toilet Room - Accessible Route	7M	A-2, A-4, A-9, A-12, A-20, A-21, S-9	Signs do not have raised characters or braille. Sign is mounted higher than 60" from ground (68.5"). Floor on both sides of door is not level. Door threshold edge is more than .5" (1"). Door hardware requires tight grasping, pinching, or twisting of the wrist.	703.2, 703.3, 404.2.4.4/302, 404.2.5, 404.3.5/309	Install new sign with raised characters and braille at compliant location/height. Bevel gaps in floor, ensure that floor is level. Replace door threshold. Replace door hardware so that it is operable without tight grasping, pinching, or twisting of the wrist.	\$250
Soap Dispensers and Hand Dryers	9L	A-24	Soap dispenser is located higher than 48" accessible reach range from floor (52.5").	606.1 / 308	Relocate soap dispenser to location within accessible reach range.	\$0
Water Closets	9L	A-24, A-25	Side wall grab bar is not at least 42" in length (37"). Objects protrude into 12" clearance above side wall grab bar (6"). Toilet paper dispenser is located less than 7" from the front of the water closet (5").	604.5.1, 609.3, 604.7	Install new side wall grab bar that has compliant length. Relocate protruding objects to allow for 12" clearance above side wall grab bar. Relocate toilet paper dispenser to compliant location in reference to water closet.	\$50
Toilet Compartment (Stalls)	6M	A-21, A-24	Accessible toilet stall door is not self closing. Door pulls are not located on both sides of accessible stall door (no interior). Lock on accessible stall door requires tight grasping / pinching to operate. The toilet compartment is not at least 60" wide (59") or 59" deep (58").	604.8.1.2 / 404.2.7, 604.8.1.1	Install self closing door hinges and new compliant lock hardware on accessible stall door. Reorient/replace stall fixtures to allow for compliant compartment size for water closet.	\$2,500
Women's Toilet Room						

Toilet Room - Accessible Route	6M	A-3, A-9, A-10, A-19, p-6, S-9	Signs do not have raised characters or braille. Sign is mounted higher than 60" from ground (68.5"). Less than 18" of maneuvering clearance beyond latch side of the door (12"). There is not a 60" circle or T-shaped space for a wheelchair turn around. Lavatory does not have a forward approach clear floor space of at least 48" in depth/length (36"). Pipes below lavatory are not insulated or protected against contact.	703.2, 703.3, 404.2.4, 603.2.1 / 304, 606.2 / 305, 606.5	Install new sign with raised characters and braille at compliant location/height. Reorient door to allow for compliant maneuvering clearance beyond latch side of door. Reorient stall fixtures in toilet room to allow for 60" space for wheelchair turn around and 48" deep forward approach to lavatory. Install pips or insulation on pipes below lavatory to protect against contact.	\$1,575
Soap Dispensers and Hand Dryers	9L	A-24	Soap dispenser is located higher than 48" accessible reach range from floor (51").	606.1 / 308	Relocate soap dispenser to location within accessible reach range.	\$0
Water Closets	7M	A-24, A-25	Centerline of toilet paper is greater than 18" from side wall (18.5"). Side wall grab bar is not at least 42" in length (37"). Objects protrude into 12" clearance above side wall grab bar (6"). Flush control is not on open side of water closet. Toilet paper dispenser is located less than 7" from the front of the water closet (0").	604.2, 604.5.1, 609.3, 604.6, 604.7	Relocate water closet to compliant location in reference to side wall. Install new side wall grab bar that has compliant length. Relocate protruding objects to allow for 12" clearance above side wall grab bar. Relocate flush control to open side of water closet. Relocate toilet paper dispenser to compliant location in reference to water closet.	\$350
Toilet Compartment (Stalls)	6M	A-21, A-24	Door pulls are not located on both sides of accessible stall door (no interior). Lock on accessible stall door requires tight grasping / pinching to operate. The toilet compartment is not at least 59" deep (58").	604.8.1.2 / 404.2.7, 604.8.1.1	Install self closing door hinges and new compliant lock hardware on accessible stall door. Reorient/replace stall fixtures to allow for compliant compartment size for water closet.	\$2,500
Drinking Fountain						
Service Counters	7M	A-14	Service counter at concession stand not at least 36" in length (34"). Less than 17" of clear floor space extends under the accessible length of counter (12").	904	Add counter extension or replace counter so that it has an accessible portion of counter at least 36" in length that allows between 17"-25" of clear floor space to be extended under the length of counter.	\$150
Play Areas						
					Total	\$7,875





Accessible Parking



Exterior Entrance Route



Service Counter



Women's Toilet Room Entrance



Women's Toilet Room Sinks



Women's Toilet Room Interior



Women's Toilet Room Accessible Water Closet




Women's Toilet Room Accessible Stall



Men's Toilet Room Entrance



Men's Toilet Room Sinks



Men's Toilet Room Interior



Men's Toilet Room Accessible Water Closet



Men's Toilet Room Accessible Stall



Play Area Overall



Play Area



Play Area



Play Area



Play Area



Play Area



Play Area



Play Area Accessible Feature



# Piper Lane Neighborhood Park

17556 York Road  
Hagerstown, MD 21740



Washington County Government						
Accessibility Assessment						
Parks						
Piper Lane Neighborhood Park						
17556 York Road, Hagerstown, MD 21740						
Room/Space	Priority	Key Note	Accessibility Deficiency	ADA Code Reference	Recommendation	Cost
Approaches and Entrances	2H	S-2, S-9	There is not a paved area designated for parking or accessible parking.	208 / 502	Pave parking area with accessible parking location.	\$40,000
Exterior Accessible Route	2H	S-3	No present accessible path to play area or other fixtures.	206 / Ch. 4 / 403	Redesign or reorient accessible route so that it is within compliant slope range.	\$10,000
Curb Ramps						
Main Entrance						
Interior Accessible Route						
Ramps						
Elevators						
Signs	6M	S-9	No signage present.	216 / 703	Install compliant accessible signage throughout park where required.	\$250
Controls						
Fire Alarm Systems						
Seating						
Benches	6M	A-18	Bench is less than 20" in depth (8"). Seat of bench is greater than 19' above ground (24").	903.3, 903.5	Replace park bench.	\$750
Toilet Room - Accessible Route						
Soap Dispensers and Hand Dryers						
Water Closets						
Toilet Compartment (Stalls)						
Drinking Fountain						
Service Counters						
Play Areas						
					Total	\$51,000



Parking Area



Picnic Table



Bench



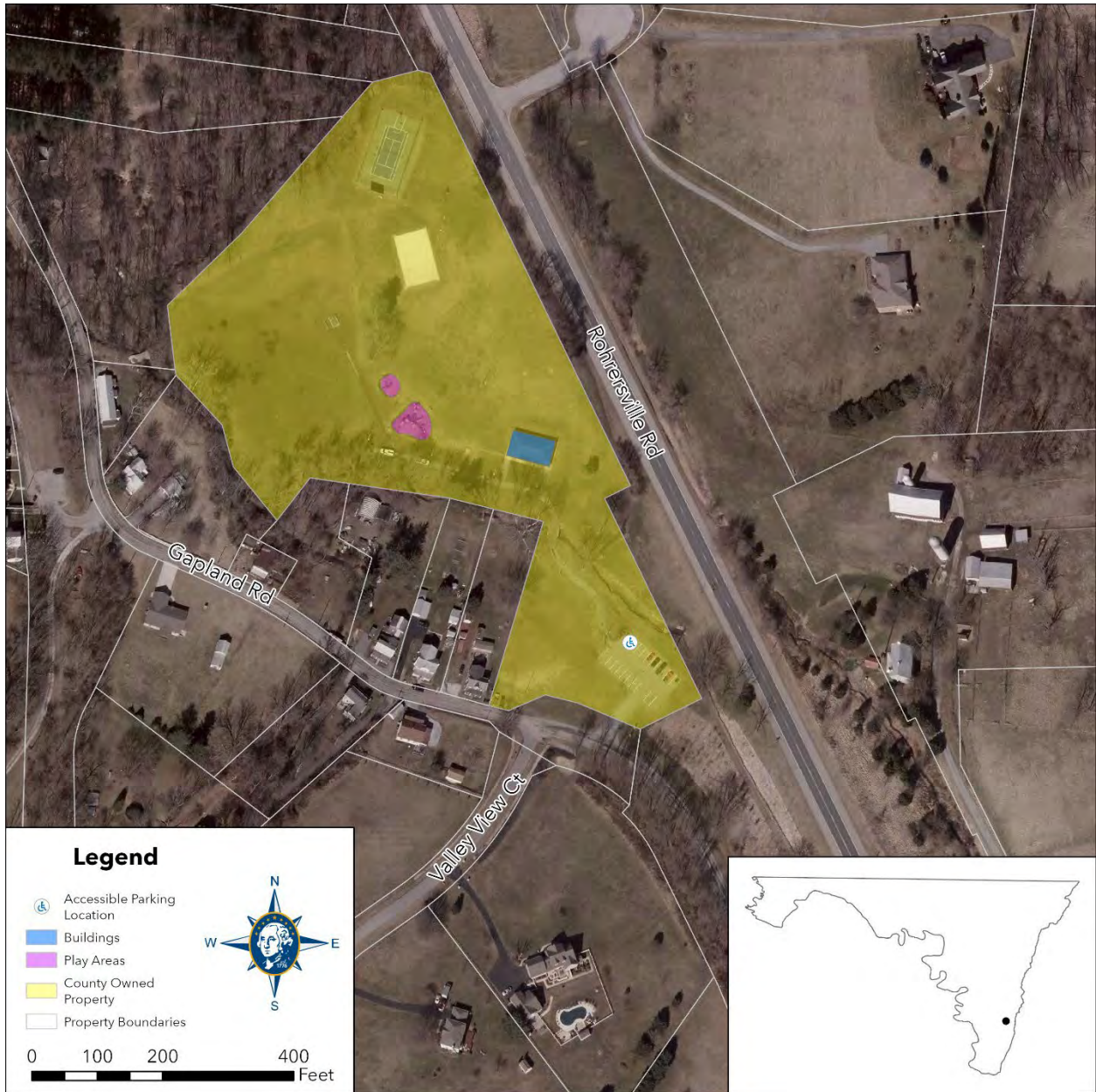
Play Area





# Pleasant Valley Park

3199 Gapland Road  
Rohrersville, MD 21779



Washington County Government						
Accessibility Assessment						
Parks						
Pleasant Valley Park						
3199 Gapland Road, Rohrsersville, MD 21775						
Room/Space	Priority	Key Note	Accessibility Deficiency	ADA Code Reference	Recommendation	Cost
Approaches and Entrances	2H	S-9, S-2	There is no signage currently marking the accessible parking area. The in the accessible parking area exceeds 2.08% (2.8%).	208/502, 502.4/302	Repave and remark accessible parking area so that slopes are in compliance. Provide compliant signage to mark accessible parking area and access aisle.	\$5,000
Exterior Accessible Route	2H	S-3	Exterior routes throughout park are not stable, firm, and slip-resistant.	302	Repave routes throughout the park so that they are firm, stable, and slip-resistant. Ensure that surface slopes are compliant.	\$10,000
Curb Ramps						
Main Entrance						
Interior Accessible Route						
Ramps						
Elevators						
Signs						
Controls						
Fire Alarm Systems						
Seating						
Benches						
Men's Toilet Room						
Toilet Room - Accessible Route	9L	S-9, S-2	Sign is not mounted on latch side of the door.	703.4.2	Install signage on latch side of the door.	\$10
Soap Dispensers and Hand Dryers						
Water Closets	9L	A-24, A-25	Top of rear and side wall grab bar gripping surfaces are greater than 36" above floor (rear 37.5" and side 37").	604.5/609.4	Relocate grab bars to compliant location in reference to floor.	\$0
Toilet Compartment (Stalls)	9L	A-21	No door pull on outside of stall door.	604.8.1.2	Install door pull on outside of stall door.	\$10
Women's Toilet Room						
Toilet Room - Accessible Route	9L	S-9, S-2	Sign is not mounted on latch side of the door.	703.4.2	Install signage on latch side of the door.	\$10
Soap Dispensers and Hand Dryers						
Water Closets	9L	A-24	Centerline of water closet is greater than 18" from side wall (18.5"). Toilet paper dispenser centerline is less than 7" from front of water closet (6").	604.2, 604.7	Relocate water closet to compliant location in reference to side wall. Relocate toilet paper dispenser to compliant location in reference to water closet.	\$250
Toilet Compartment (Stalls)	9L	A-21	No door pull on outside of stall door.	604.8.1.2	Install door pull on outside of stall door.	\$10
Drinking Fountain						
Service Counters						
Play Areas						
Total						\$15,290



Accessible Parking



Park Pavilion



Men's Toilet Room Entrance



Men's Toilet Room Interior



Men's Toilet Room Interior




Men's Toilet Room Accessible  
Water Closet / Stall



Women's Toilet Room Entrance



Women's Toilet Room Interior



Women's Toilet Room Sink



Women's Toilet Room Accessible Water Closet / Stall



Park Pathway



Park Pathway



Bench



Play Area

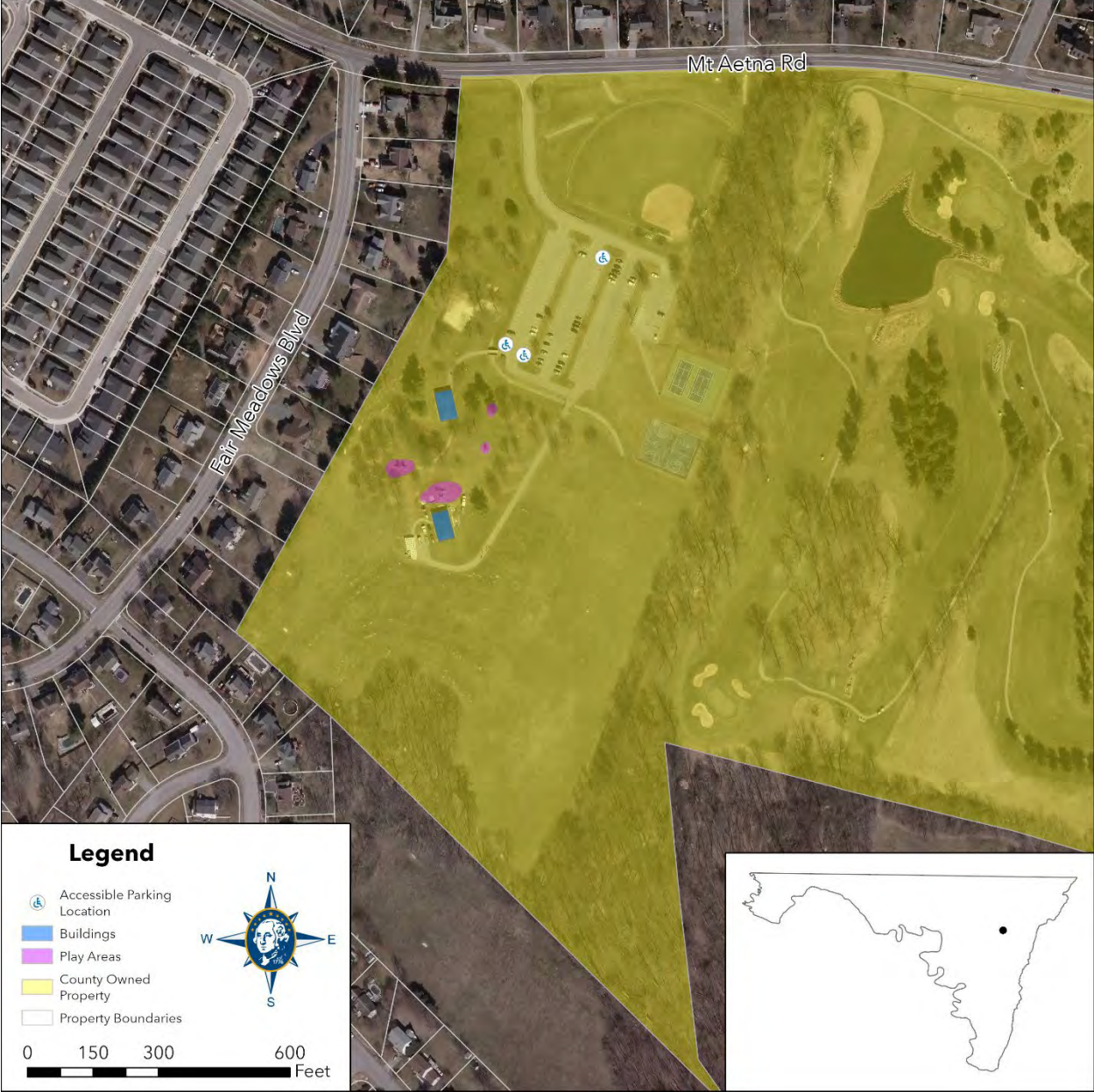


Play Area



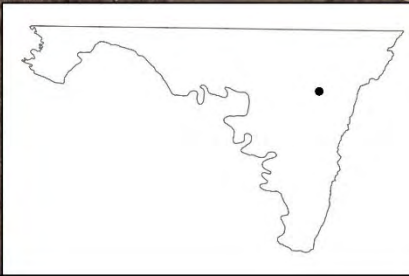
# Regional Park

20025 Mt Aetna Road  
Hagerstown, MD 21742



**Legend**

- Accessible Parking Location
- Buildings
- Play Areas
- County Owned Property
- Property Boundaries





Washington County Government						
Accessibility Assessment						
Parks						
Washington County Regional Park						
20025 Mount Aetna Road, Hagerstown, MD 21742						
Room/Space	Priority	Key Note	Accessibility Deficiency	ADA Code Reference	Recommendation	Cost
Approaches and Entrances	4H	S-2, S-9	No access aisle present. Slope of the ground in the accessible parking area exceeds 2.08% (3.8%).	502.3, 502.4, 502.6	Provide an access aisle with needed signage. Grade or alter pavement to ensure that slope in accessible parking area is less than 2.08%.	\$1,250
Exterior Accessible Route	6M	S-3	Cross slope of accessible route exceeds 2.08% (3.4%).	302/206	Pave or alter surface so that route surface has a complaint slope.	\$5,000
Curb Ramps						
Main Entrance						
Interior Accessible Route						
Ramps						
Elevators						
Signs	6M	S-9	No signage present.	216 / 703	Install compliant accessible signage throughout park where needed.	\$350
Controls						
Fire Alarm Systems						
Seating						
Benches						
Men's Toilet Room - Lower Pavilion						
Toilet Room - Accessible Route	7M	S-9, A-1, A-3	Sign is not mounted on the latch side of door. There is less than 18" of maneuvering clearance beyond the latch side of the door (16"). Floor outside of the door does not have a level maneuvering surface (gap in pavement).	703.4.2, 404.2.4.1, 404.2.4.4	Relocate sign to wall on latch side of the door. Reorient door fixture to allow for an 18" maneuvering clearance beyond the latch side of the door. Bevel gap in floor pavement.	\$100
Soap Dispensers and Hand Dryers						
Water Closets	9L	A-24, A-25	Top of side wall grab bar gripping surface is greater than 36" above floor (37").	604.5/609.4	Relocate grab bars to compliant location in reference to floor.	\$0
Toilet Compartment (Stalls)	9L	A-24	Door pulls are not located on both sides of the accessible stall door.	604.8.1.2	Install door pull on interior side of the accessible stall door.	\$10
Women's Toilet Room - Lower Pavilion						
Toilet Room - Accessible Route	7M	S-9, A-1, A-3	Sign is not mounted on the latch side of door. There is less than 18" of maneuvering clearance beyond the latch side of the door (14"). Floor outside of the door does not have a level maneuvering surface (gap in pavement).	703.4.2, 404.2.4.1, 404.2.4.4	Relocate sign to wall on latch side of the door. Reorient door fixture to allow for an 18" maneuvering clearance beyond the latch side of the door. Bevel gap in floor pavement.	\$100
Soap Dispensers and Hand Dryers						
Water Closets	9L	A-24, A-25	Rear wall grab bar does not extend at least 12" towards the side wall past the centerline of the water closet (11")	604.5.2	Relocate rear wall grab bar to compliant location in reference to water closet.	\$0
Toilet Compartment (Stalls)	9L	A-24	Door pulls are not located on both sides of the accessible stall door.	604.8.1.2	Install door pull on interior side of the accessible stall door.	\$10
Men's Toilet Room - Upper Pavilion						
Toilet Room - Accessible Route	9L	S-9	Sign is not mounted on the latch side of door.	703.4.2	Relocate sign to wall on latch side of the door.	\$0
Soap Dispensers and Hand Dryers						


Water Closets	9L	A-24, A-25	Top of rear wall grab bar gripping surface is greater than 36" above floor (37"). Centerline of toilet paper dispenser is less than 7" ahead of the front of the water closet (6").	609.4, 604.7	Relocate rear wall grab bar to compliant height in reference to the floor. Relocate the toilet paper dispenser to a compliant location in reference to water closet.	\$0
Toilet Compartment (Stalls)	9L	A-24	Door pulls are not located on both sides of the accessible stall door.	604.8.1.2	Install door pull on interior side of the accessible stall door.	\$10
Women's Toilet Room - Upper Pavilion						
Toilet Room - Accessible Route	9L	S-9	Sign is not mounted on the latch side of door.	703.4.2	Relocate sign to wall on latch side of the door.	\$0
Soap Dispensers and Hand Dryers						
Water Closets						
Toilet Compartment (Stalls)	9L	A-24	Door pulls are not located on both sides of the accessible stall door.	604.8.1.2	Install door pull on interior side of the accessible stall door.	\$10
Drinking Fountain						
Service Counters						
Play Areas						
					Total	\$6,840



Accessible Parking



Accessible Parking



Accessible Parking



Entrance Route to Park from Accessible Parking Area




Lower Pavilion - Men's Toilet Room Entrance



Lower Pavilion - Men's Toilet Room Interior



Lower Pavilion - Men's Toilet Room Sink



Lower Pavilion - Men's Toilet Room  
Accessible Water Closet / Stall




Lower Pavilion - Women's Toilet Room  
Entrance



Lower Pavilion - Women's Toilet Room  
Interior



Lower Pavilion - Women's Toilet Room Sink




Lower Pavilion - Women's Toilet Room  
Accessible Water Closet / Stall



Upper Pavilion - Men's Toilet Room Entrance



Upper Pavilion - Men's Toilet Room Interior




Upper Pavilion - Men's Toilet Room Sink



Upper Pavilion - Men's Toilet Room  
Accessible Water Closet / Stall



Upper Pavilion - Women's Toilet Room  
Entrance



Upper Pavilion - Women's Toilet Room  
Interior



Upper Pavilion - Women's Toilet Room Sink



Upper Pavilion - Women's Toilet Room  
Accessible Water Closet / Stall



Lower Pavilion



Upper Pavilion



Route to Play Area



Route to Play Area



Play Area



Play Area



Play Area



Play Area



Play Area



# Rose's Mill Park

10010 Garis Shop Road  
Hagerstown, MD 21740





Washington County Government						
Accessibility Assessment						
Parks						
Rose's Mill Park						
10010 Garis Shop Road, Hagerstown, MD 21740						
Room/Space	Priority	Key Note	Accessibility Deficiency	ADA Code Reference	Recommendation	Cost
Approaches and Entrances	2H	S-2, S-9	No parking area designated as accessible.	208/502	Designate parking area as accessible with included access aisle. Add compliant signage as needed. Ensure that slope of parking area is less than 2.08%.	\$1,000
Exterior Accessible Route	3H	S-3	The route (through park area) is not stable, firm, and slip-resistant.	302.1	Pave or alter surface so that route is stable, firm and slip-resistant.	\$5,000
Curb Ramps						
Main Entrance						
Interior Accessible Route						
Ramps						
Elevators						
Signs	6M	S-9	Park does not have accessible signs designating permanent areas or spaces not likely to change over time.	216/703	Install compliant accessible signage throughout park where needed.	\$100
Controls						
Fire Alarm Systems						
Seating						
Benches						
Toilet Room - Accessible Route						
Soap Dispensers and Hand Dryers						
Water Closets						
Toilet Compartment (Stalls)						
Drinking Fountain						
Service Counters						
Play Areas						
Total						\$6,100



Parking Area



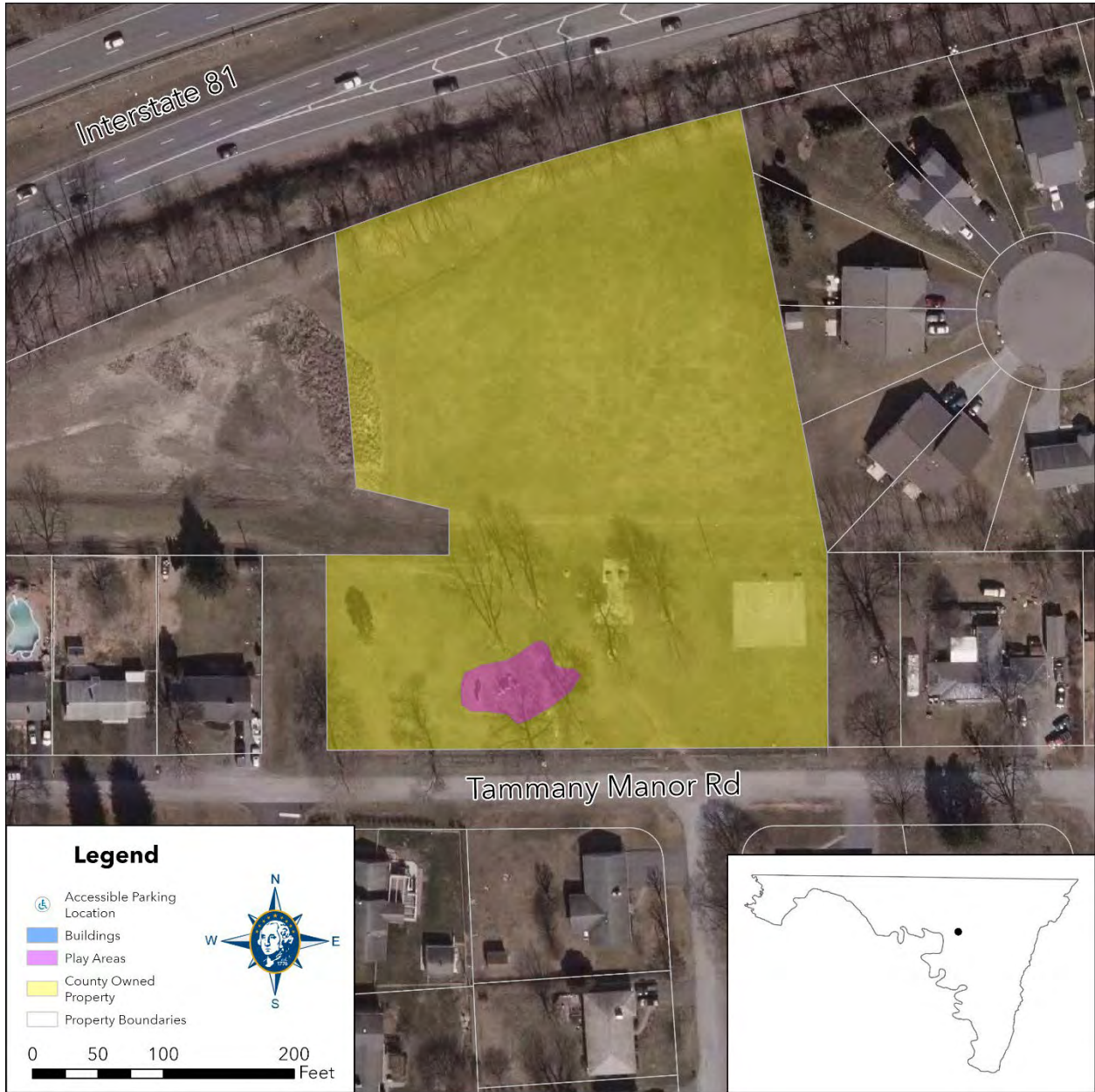
Picnic Table



Overall Area

# Tammany Park

16700 Tammany Manor Road  
Williamsport, MD 21795



Washington County Government						
Accessibility Assessment						
Parks						
Tammany Park						
16700 Tammany Manor Road, Williamsport, MD 21755						
Room/Space	Priority	Key Note	Accessibility Deficiency	ADA Code Reference	Recommendation	Cost
Approaches and Entrances	2H	S-2, S-9	Only street parking is available. No parking area designated as accessible.	208/502	Pave shoulder of road to allow for adequate space. Designate parking area as accessible with included access aisle. Add compliant signage as needed. Ensure that slope of parking area is less than 2.08%.	\$25,000
Exterior Accessible Route	3H	S-3	The route (through park area) is not stable, firm, and slip-resistant.	302.1	Pave or alter surface so that route is stable, firm and slip-resistant to all park fixtures.	\$20,000
Curb Ramps						
Main Entrance						
Interior Accessible Route						
Ramps						
Elevators						
Signs	6M	S-9	Park does not have accessible signs designating permanent areas or spaces not likely to change over time.	216/703	Install compliant accessible signage throughout park where needed.	\$500
Controls						
Fire Alarm Systems						
Seating						
Benches						
Toilet Room - Accessible Route						
Soap Dispensers and Hand Dryers						
Water Closets						
Toilet Compartment (Stalls)						
Drinking Fountain						
Service Counters						
Play Areas						
					Total	\$45,500



Parking Area



Exterior Accessible Route



Play Area



Play Area



Play Area



# Wilson Bridge Picnic Area

15032 National Pike  
Hagerstown, MD 21740





Washington County Government						
Accessibility Assessment						
Parks						
Wilson Bridge Picnic Area						
15032 National Pike, Hagerstown, MD 21740						
Room/Space	Priority	Key Note	Accessibility Deficiency	ADA Code Reference	Recommendation	Cost
Approaches and Entrances	2H	S-2, S-9	No parking area designated as accessible.	208/502	Designate parking area as accessible with included access aisle. Add compliant signage as needed. Ensure that slope of parking area is less than 2.08%.	\$1,500
Exterior Accessible Route	3H	S-3	The route to water/bridge is not traversable and is currently being overgrown by vegetation	206	Pave or alter surface so that route is stable, firm and slip-resistant.	\$15,000
Curb Ramps						
Main Entrance						
Interior Accessible Route						
Ramps						
Elevators						
Signs	6M	S-9	Park does not have accessible signs designating permanent areas or spaces not likely to change over time.	216/703	Install compliant accessible signage throughout park where needed.	\$100
Controls						
Fire Alarm Systems						
Seating						
Benches						
Toilet Room - Accessible Route						
Soap Dispensers and Hand Dryers						
Water Closets						
Toilet Compartment (Stalls)						
Drinking Fountain						
Service Counters						
Play Areas						
					Total	\$16,600



Parking Area




Exterior Accessible Route (To Bridge)



Exterior Accessible Route (To Bridge) -  
Close Up



Picnic Area



Exterior Accessible Route (To Water)



Exterior Accessible Route Endpoint (To  
Water)



# Woodland Way Neighborhood Park

108 Belview Avenue  
Hagerstown, MD 21740



Washington County Government						
Accessibility Assessment						
Parks						
Woodland Way Neighborhood Park						
108 Belview Avenue, Hagerstown, MD 21740						
Room/Space	Priority	Key Note	Accessibility Deficiency	ADA Code Reference	Recommendation	Cost
Approaches and Entrances	2H	S-2, S-9	Only street parking is available. No parking area designated as accessible.	208/502	Designate parking area as accessible with included access aisle. Add compliant signage as needed.	\$500
Exterior Accessible Route	3H	S-3	Paved walking path throughout the park does not have a stable, firm, or slip-resistant surface. The path is not compliant to running and cross slope standards at multiple locations throughout the park. The path is narrower than 60" and does not include passing zones.	206 / 403	Repave pathway with stable, firm, and slip-resistant surface, ensuring that slopes are compliant with handrails and passing zones where required. (approx. 7,750 sq ft)	\$80,000
Curb Ramps	2H	S-1	Entrance from (street) parking area is not accessible.	206, 406	Install curb ramp at entrance from street parking (near pathway roundabout & park sign).	\$5,000
Main Entrance						
Interior Accessible Route						
Ramps	2H	S-7	Areas of pathway have topography that require a ramp and no ramps are present.	405	Designate area of park pathway as ramps and ensure that landing zones and handrails are provided as needed.	\$10,000
Elevators						
Signs	6M	S-9	Park does not have accessible signs designating permanent areas or spaces not likely to change over time.	216/703	Install compliant accessible signage throughout park where needed.	\$500
Controls						
Fire Alarm Systems						
Seating						
Benches						
Toilet Room - Accessible Route						
Soap Dispensers and Hand Dryers						
Water Closets						
Toilet Compartment (Stalls)						
Drinking Fountain						
Service Counters						
Play Areas						
					Total	\$96,000



Park Entrance from Belview Avenue



Park Walkway Along Belview Avenue



Park Pavilion



Park Pavilion



Exterior Entrance Route from Belview Avenue



Exterior Entrance Route from Belview Avenue



Exterior Entrance Route from Woodland Way



Play Area



Ramp Entrance to Tennis Court Area



Entrance to Tennis Court Area



Priority	Criteria
1 (high)	Complaint known or imminent danger present
2 (high)	Issues with parking and exterior accessible routes - severely out of compliance and is near a hospital, school, transit stop, government building, or other pedestrian attractor
3 (high)	Issues with parking and exterior accessible routes - severely out of compliance and is not near a hospital, school, transit stop, government building, or other pedestrian attractor
4 (high)	Issues with parking or exterior conditions - moderately out of compliance
5 (medium)	Issues with access to goods and services - severely out of compliance
6 (medium)	Issues with: <ul style="list-style-type: none"> <li>• Parking and exterior routes – minimally out of compliance</li> <li>• Access to goods and services – moderately out of compliance; OR</li> <li>• Restrooms – severely out of compliance</li> </ul>
7 (medium)	Issues with: <ul style="list-style-type: none"> <li>• Access to goods and services – minimally out of compliance</li> <li>• Restrooms – moderately out of compliance; OR</li> <li>• Drinking fountains or public phones – severely out of compliance</li> </ul>
8 (medium)	Issues with drinking fountains or public phones – moderately out of compliance
9 (low)	Issues with restrooms – minimally out of compliance
10 (low)	Issues with drinking fountains or public phones – minimally out of compliance
11 (low)	<ul style="list-style-type: none"> <li>• De minimus barrier;</li> <li>• Client is a Title II agency; AND</li> <li>• Element is out of compliance, but may be handled with a programmatic change or employee request for accommodation</li> </ul>
12 (low)	Element is fully compliant with an previous standard (safe-harbor), but must comply with current standards if altered

The self-evaluation provides an inventory of ADA compliance gaps and allows the County to identify and prioritize future improvements. Buildings, Facilities, and Parks are inventoried in a database in GIS for continuous monitoring and updates.

## Plan Key Notes – Accessibility Deficiencies

### SITE NON-ACCESSIBLE ITEMS

- S-1: Site entrance from public right-of-way.
- S-2: Parking spaces (W – width, I – aisle, Ar – accessible route, Q – quantity amount provided, Lo – location).
- S-3: Route (W – width, Gr – ground, Cs – cross slope, Pr – protruding, Post – post-mounted, Ee – 60% entrnc/exit).
- S-4: Change in walking surface – 6” or less (include amount).
- S-5: Change in walking surface – greater than 6” (include amount).
- S-6: Stairs (T – tread, R – riser, N – nosing).
- S-7: Ramp (S – slope, W – width, R – rise, L – landings, EP – edge protection, Cs – cross slope).
- S-8: Handrails (H – height, E – extension, G – grip, C – clear).
- S-9: Signage (H – height).
- S-10: Passenger loading zone (Pus – pull up space, I – aisle, Ar – accessible route, Cs – cross slope).
- S-11: Bleacher Seating (Cl – clear floor space, Ar – accessible route, Cm – companion seat, Dn – dispersion).
- S-12: Activity field and/or gated area.
- S-13: Playground equipment (Q – quantity, Tp – type).
- S-14: Drinking fountain (Cl – clear floor space, H – height, K – knee, Sp – spout location, Q – quantity).
- S-15: Detectable warning.
- S-16: Pressbox.

### BUILDING CIRCULATION NON-ACCESSIBLE ITEMS

- A-1: Doorway (Psh – push, P – pull, W – width, Th – threshold, Gl – glass height, Ds – doors in series).
- A-2: Door hardware (O – operable part, Fc – force, Cs – closing speed).
- A-3: Route (W – width, H – height, F – floor surface, Pr – protruding, Post – post-mounted, Ee – 60% entrnc/exit).
- A-4: Change in floor level – 6” or less (include amount).
- A-5: Change in floor level – greater than 6” (include amount).
- A-6: Stairs (T – tread, R – riser, N – nosing).
- A-7: Ramp (S – slope, W – width, R – rise, L – landings, EP – edge protection, Cs – cross slope).
- A-8: Handrails (H – height, E – extension, G – grip, C – clear).
- A-9: Signage.

### BUILDING ROOMS NON-ACCESSIBLE ITEMS

- A-10: Turning space.
- A-11: Doorway (Psh – push, P – pull, W – width, Th – threshold, Gl – glass height).
- A-12: Door hardware (O – operable part, Fc – force, Cs – closing speed).
- A-13: Route (W – width, H – height, F – floor surface, Pr – protruding, Post – post-mounted).
- A-14: Counter, Food Service, Sales/Service (Cl – clear floor space, H – height, Q – quantity).
- A-15: Dining/Work Station (H – height, K – knee, 5% - include amount provided)
- A-16: Locker/Mailbox/Item (Cl – clear floor space, Rch – reach, O – operable part, 5% - include amount provided).
- A-17: Assembly seating (Cl – clear floor space, Ar – accessible route, Cm – companion seat, Dn – dispersion).
- A-18: Bench (Cl – clear floor space, H- height, Ar – accessible route, Sz – size, B – back support, Sl – slip resist).

### BUILDING CIRCULATION NON-ACCESSIBLE ITEMS

- A-20: Turning space.
- A-21: Doorway (Psh – push, P – pull, W – width, Th – threshold, Gl – glass height).
- A-22: Door hardware (O – operable part, Fc – force, Cs – closing speed).
- A-23: Route (W – width, H – height, F – floor surface, Pr – protruding, Post – post-mounted).
- A-24: Lavatory (H – height, K – knee).
- A-25: Toilet compartment (Sz – size, Gb – grab bar, D – door, Fl – flush, Dr – dispenser, Cl – clear floor space).
- A-26: Ambulatory toilet compartment (Sz – size, Gb – grab bar, D – door, Fl – flush, Dr – Dispenser).
- A-27: Coat Hooks/Shelves/Item (Cl – clear floor space, Rch – reach).
- A-28: Mirror (H – Height)

### BUILDING MECHANICAL, ELETRICAL, & PLUMBING NON-ACCESSIBLE ITEMS

- M-1: Controls (thermostat, fan).
- E-1: Controls (light, fire alarm, intercom).
- E-2: Fire alarm strobe lights.
- P-1: Toilet fixture (Cl – clear floor space).
- P-2: Urinal fixture.
- P-3: Lavatory fixture (Dp – depth).
- P-4: Drinking fountain (Cl – clear floor space, H – height, K – knee, Sp – spout location, Q – quantity).
- P-5: Controls (faucet, flush, fountain).
- P-6: Pipe wrap.
- P-7: Shower.
- F-1: Fire extinguisher.

## APPENDIX B

### PROGRAM ACCOMPLISHMENTS (LAST 5 YEARS)

#### **2018 Fiscal Year Capital Improvement Project Accomplishments**

Renovations to 100 West Washington Street Building (included adding accessible rear entrance)  
Various maintenance accessibility improvements in County buildings, parks, and facilities

#### **2019 Fiscal Year Capital Improvement Project Accomplishments**

Circuit Courthouse renovations (included adding an accessible courtroom).  
Various maintenance accessibility improvements in County buildings, parks, and facilities

#### **2020 Fiscal Year Capital Improvement Project Accomplishments**

Various maintenance accessibility improvements in County buildings, parks, and facilities

#### **2021 Fiscal Year Capital Improvement Project Accomplishments**

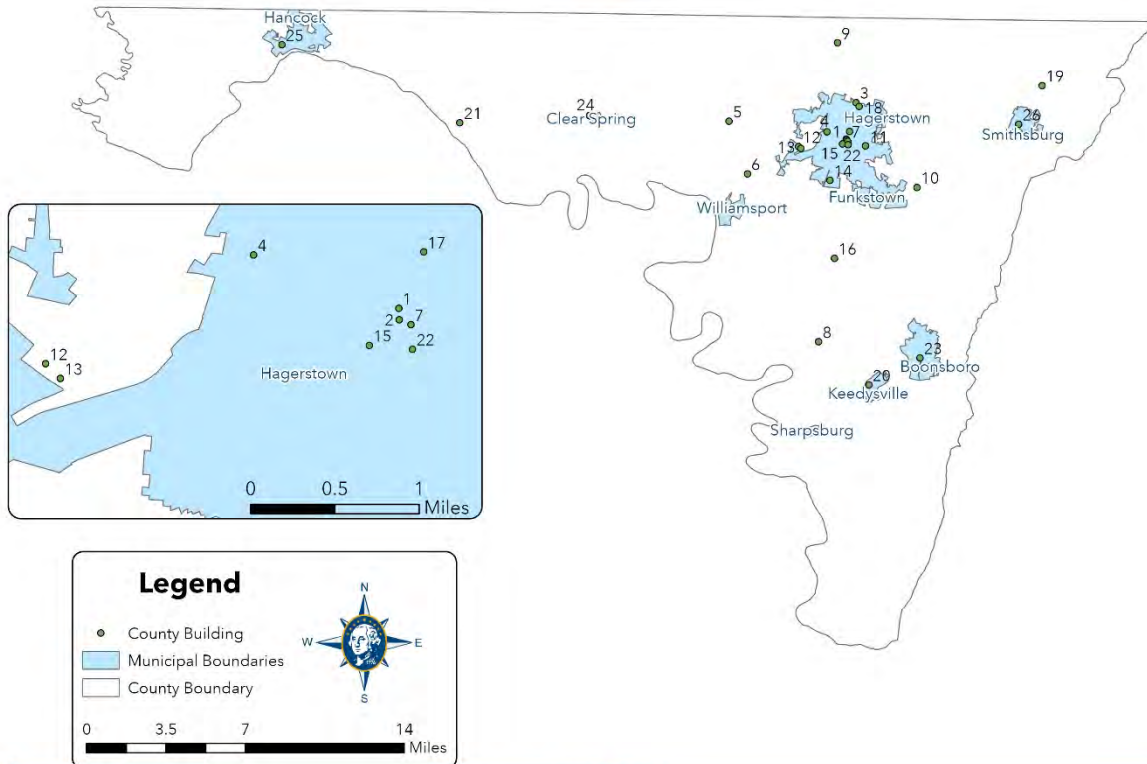
Various maintenance accessibility improvements in County buildings, parks, and facilities

#### **2022 Fiscal Year Capital Improvement Project Accomplishments**

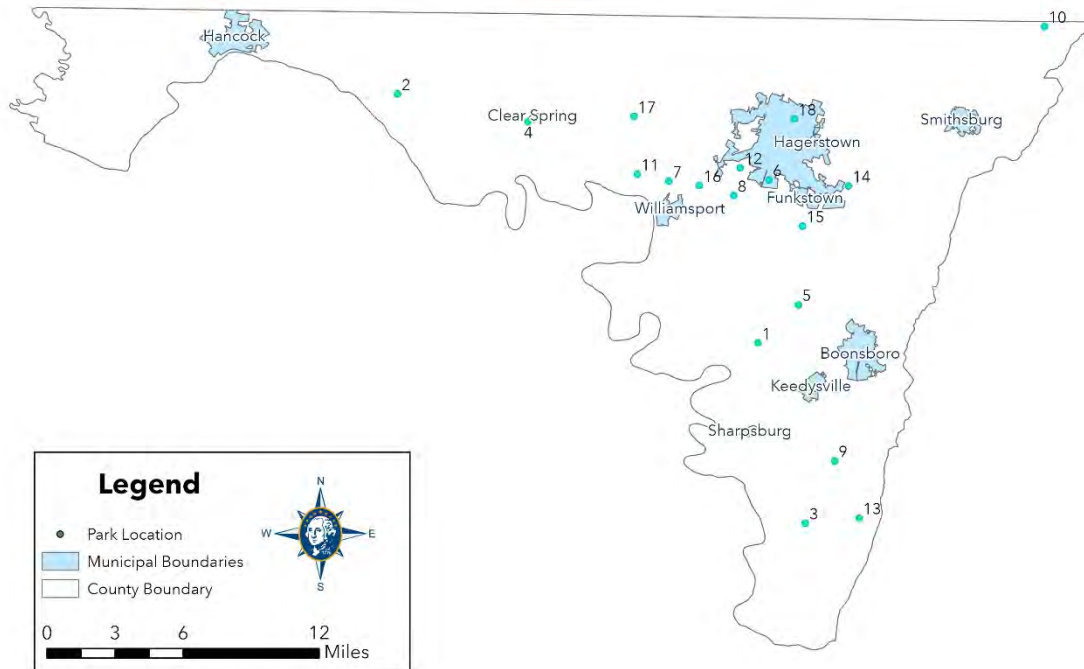
Various maintenance accessibility improvements in County buildings, parks, and facilities

#### **2023 Fiscal Year Capital Improvement Project Accomplishments**

Restroom renovations at several County parks (included reconfiguring layout for accessibility)  
Various maintenance accessibility improvements in County buildings, parks, and facilities



Object ID	Building
1	Washington County Administration Building
2	Washington County Court House
3	Washington County Administrative Annex
4	Washington County Transit Building
5	Forty West Landfill Office Building
6	Washington County Water Quality & Environmental Management
7	Washington County Office Building
8	Washington County Agricultural Education Center
9	Hagerstown Regional Airport
10	Black Rock Golf Course Clubhouse
11	Washington County Commission on Aging
12	Washington County Detention Center
13	Washington County Public Facilities Annex
14	Parks / Facilities Administrative Office Building
15	Dwyer Center
16	Public Safety Training Center
17	Martin Luther King Jr. Community Center
18	Washington County Central Section Highways Building
19	Washington County Eastern Section Highways Building
20	Washington County Southern Section Highways Building
21	Washington County Western Section Highways Building
22	Washington County Free Library
23	Boonsboro Library
24	Leonard P. Snyder Memorial Library
25	Hancock Veterans Memorial Branch Library
26	Washington County Free Library Smithsburg Branch



Object Number	Park
1	Agriculture Education Center
2	Camp Harding Park
3	Chestnut Grove Park
4	Clear Spring Park
5	Devil's Backbone Park
6	Doub's Woods Park
7	Kemps Mill Park
8	Martin "Marty" L. Snook Memorial Park
9	Mt. Briar Wetland Preserve
10	Pen Mar Park
11	Pinesburg Softball Complex
12	Piper Lane Neighborhood Park
13	Pleasant Valley Park
14	Regional Park
15	Rose's Mill Park
16	Tammany Park
17	Wilson Bridge Picnic Area
18	Woodland Way Neighborhood Park

## **Complaint/Grievance Policy**

Washington County has updated the internal grievance procedure providing for prompt and equitable resolution of complaints alleging any action prohibited by the U.S. Department of Justice regulations implementing Title II of the Americans with Disabilities Act (ADA). Title II states, in part, that "no otherwise qualified disabled individual shall, solely by reason of such disability, be excluded from the participation in, be denied the benefits of, or be subjected to discrimination" in programs or activities sponsored by a public entity.

Complaints related to the Title II of the ADA should be addressed to the Human Resources Department Interim Director, Chip Rose (240-313-2356, [crose@washco-md.net](mailto:crose@washco-md.net)). Mr. Rose is responsible for County-wide ADA compliance.

1. A complaint must be filed in writing and must contain the name and address of the person filing it and a brief description, including the date and location, of the alleged violation. If necessary, an alternative means of filing the complaint or receiving the response may be requested.
2. Complaints should be filed in as timely a manner as possible but no later than 60 business days after the alleged violation.
3. An investigation by the ADA Compliance Officer or designee, as may be appropriate, shall follow a filing of complaint. These rules contemplate informal but thorough investigations, affording all interested persons and their representatives, if any, an opportunity to submit evidence relevant to a complaint.
4. The ADA Compliance Officer or designee will provide a response in writing, or in an alternative format if requested, to the complainant within 30 business days after the complaint is received.
5. The complainant can request a reconsideration of the case in instances where he or she is dissatisfied with the resolution. The request for reconsideration should be made in writing, or in an alternative format upon request, to the County Administrator within 30 business days of receiving the ADA Compliance Officer's decision.
6. The County Administrator or designee will review the complaint, conduct an additional investigation if appropriate, and respond to the complainant in writing, or in an alternative format upon request, within 30 business days after receipt of the request for reconsideration. A copy of the County Administrator's response will be forwarded to the ADA Compliance Officer.
7. The ADA Compliance Officer will maintain copies of all written ADA complaints, appeals to the County Administrator, and responses from these two offices for at least 3 years.
8. These rules shall be construed to protect the substantive rights of interested persons to meet appropriate due process standards and to assure that Washington County complies with the ADA and implementing regulations.

**Washington County, Maryland ADA/504 Complaint/Grievance Form**

Name of Complainant: \_\_\_\_\_ Date: \_\_\_\_\_

Name of person preparing form, if different: \_\_\_\_\_

**Contact Information:**

P.O. Box/Apartment/Unit Number: \_\_\_\_\_

Street: \_\_\_\_\_

City: \_\_\_\_\_ State: \_\_\_\_\_ Zip: \_\_\_\_\_

Phone: \_\_\_\_\_ E-mail: \_\_\_\_\_

Best means of contact: \_\_\_\_\_

**Complaint/Grievance:**

What is the nature of your complaint or grievance? Please include the date and location of the matter. Please attach any related documents or additional materials (photographs, etc.) that relate to your case.

\_\_\_\_\_  
\_\_\_\_\_  
\_\_\_\_\_  
\_\_\_\_\_  
\_\_\_\_\_

**Location Information**

Street: \_\_\_\_\_ Nearest house number \_\_\_\_\_

City/Community Name: \_\_\_\_\_ Zip: \_\_\_\_\_

Do you prefer any special accommodations that will assist us in contacting you?

\_\_\_\_\_  
\_\_\_\_\_

Signature of Complainant/Preparer

Date

Return this form to: Chip Rose  
ADA Title II Coordinator  
Human Resources Department  
100 West Washington Street, Room 251  
Hagerstown, MD 21740

Phone: (240) 313-22356  
Fax: (240) 313-2351  
[crose@washco-md.net](mailto:crose@washco-md.net)  
TTY: Use Maryland Relay

**Appendix E  
Sample Data Collection Forms**

**Approaches and Entrances**

Item #	Description	Yes, No, or N/A	Comments or Additional Data
1	Is there at least one route from site arrival points that does not require the use of steps?		
2	If parking is provided for the public, are an adequate number of spaces provided?		Number of Total Spaces: _____ Number of Accessible Spaces Required: _____
3	Of the accessible spaces, is at least one a van accessible space?		
4	Are accessible spaces at least 8' wide with an access aisle at least 5' wide?		
5	Is the van accessible space either: A.) Minimum 11' wide with access aisle at least 5' wide or B.) Minimum 8' wide with an access aisle at least 8' wide.		
6	Is at least 98" of vertical clearance provided for the van accessible space?		
7	Are the access aisles marked so as to discourage parking in them?		
8	Is the slope of the accessible parking space and access aisle no steeper than 1:48 (2.08%) in all directions?		Steepest Measurement: _____ %
9	Do the access aisles adjoin an accessible route?		
10	Are accessible spaces identified with a sign that includes the International Symbol of Accessibility?		
11	Is the bottom of the sign at least 60" above the ground?		Measurement: _____ inches
12	Are there signs reading "Van Accessible" at the van accessible spaces?		
13	Of the total parking spaces, are the accessible spaces located on the closest accessible route to the accessible entrances?		



## Exterior Accessible Route

Item #	Description	Yes, No, or N/A	Comments or Additional Data
1	Is the route stable, firm, and slip-resistant?		
2	Is the route at least 36" wide?		
3	If the route is greater than 200' in length and no less than 60" wide, is there a passing space no less than 60" by 60"?		
4	Is the running slope no steeper than 1:20 (5.0%)?		Steepest Measurement: %
5	Is the cross slope no steeper than 1:48 (2.08%)?		Steepest Measurement: %



## Exterior Accessible Route

Item #	Description	Yes, No, or N/A	Comments or Additional Data
1	Is the route stable, firm, and slip-resistant?		
2	Is the route at least 36" wide?		
3	If the route is greater than 200' in length and no less than 60" wide, is there a passing space no less than 60" by 60"?		
4	Is the running slope no steeper than 1:20 (5.0%)?		Steepest Measurement: %
5	Is the cross slope no steeper than 1:48 (2.08%)?		Steepest Measurement: %



## Entrance

Item #	Description	Yes, No, or N/A	Comments or Additional Data
1	Is the main entrance accessible?		
2	If the main entrance is not accessible, is there an alternative accessible entrance?		
3	Can the alternative accessible entrance be used to independently and during the same hours as the main entrance?		
4	Do all accessible entrances have signs, indicating the location of the nearest accessible entrance?		
5	If not all entrances are accessible, is there a sign at the accessible entrance with the International Symbol of Accessibility?		
6	Is the clear opening width of the accessible entrance door at least 32", between the face of the door and the stop, when the door is open 90 degrees?		
7	If there is a front approach to the pull side of the door, is there at least 18" of maneuvering clearance beyond the latch side at least 60" clear depth?		
8	On both sides of the door, is the ground or floor surface of the maneuvering clearance level (no steeper than 1:48 (2.08%)?		
9	Is the door threshold edge no more than 1/4" high?		
10	Is the door threshold edge no more than 3/4" high if the slope is beveled no steeper than 1:2?		
11	If there are two doors in a series (vestibule), is the distance between the doors at least 48" plus the width of the doors swinging into the space?		
12	If provided at the building entrance, are carpets or mats no higher than 1/2" thick?		

Item #	Description	Yes, No, or N/A	Comments or Additional Data
13	Are edges of carpets or mats securely attached to minimize tripping hazards?		
14	Is the door equipped with hardware, including locks, that is operable with one hand and does not require tight grasping, pinching, or twisting of the wrist?		
15	Are the operable parts of the door hardware no less than 34" and no greater than 48" above the floor or ground surface?		
16	If the door has a closer, does it take at least 5 seconds to close from an open position of 90 degrees to a position 12 degrees from the latch?		

## Interior Accessible Route

Item #	Description	Yes, No, or N/A	Comments or Additional Data
1	Does the accessible entrance provide direct access to the main floor, lobby, and elevator.		
2	Are all public spaces on at least one accessible route?		
3	Is the route stable, firm, and slip resistant?		
4	Is the route at least 36 inches wide?		Measurement: _____ inches
5	If the route is greater than 200 feet in length and no less than 36 inches wide, is there a passing space no less than 60 x 60 inches?		
6	Is the running slope no steeper than 1:20, i.e. for every inch of height change there are at least 20 inches of route run?		
7	Is the cross slope no steeper than 1:48?		
8	Do all objects on circulation paths through public areas, e.g. fire extinguishers, drinking fountains, signs, etc., protrude no more than 4 inches into the path?		Measurement: _____ inches
9	Are there elevators or platform lifts to all public stories?		
10	Is the door threshold edge no more than 1/4" high?		
11	Is the door threshold edge no more than 3/4" high if the slope is beveled no steeper than 1:2?		
12	If there are two doors in a series (vestibule), is the distance between the doors at least 48" plus the width of the doors swinging into the space?		
13	If provided at the building entrance, are carpets or mats no higher than 1/2" thick?		

Item #	Description	Yes, No, or N/A	Comments or Additional Data
14	Are edges of carpets or mats securely attached to minimize tripping hazards?		
15	Is the door equipped with hardware, including locks, that is operable with one hand and does not require tight grasping, pinching, or twisting of the wrist?		
16	Are the operable parts of the door hardware no less than 34" and no greater than 48" above the floor or ground surface?		
17	If the door has a closer, does it take at least 5 seconds to close from an open position of 90 degrees to a position 12 degrees from the latch?		

## Ramps

Item #	Description	Yes, No, or N/A	Comments or Additional Data
1	If there is a ramp, is it at least 36 inches wide? If there are handrails, measure between the handrails.		Measurement:      inches
2	Is the surface stable, firm, and slip resistant?		
3	For each section of the ramp, is the running slope no greater than 1:12, i.e. for every inch of height change there are at least 12 inches of ramp run?		Steepest Measurement:      %
4	Is there a level landing that is at least 60 inches long and at least as wide as the ramp, at the top of the ramp?		Steepest Measurement:      %
5	Is there a level landing that is at least 60 inches long and at least as wide as the ramp, at the bottom of the ramp?		
6	If the ramp has a rise higher than 6 inches, are there handrails on both sides?		
7	Is the top of the handrail gripping surface no less than 34 inches and no greater than 38 inches above the ramp surface?		
8	Is the handrail gripping surface continuous and no obstructed along the top or sides?		
9	If the handrail gripping surface is circular, is it no less than 1-1/4 inches and no greater than 2 inches in diameter?		
10	Does the handrail extend at least 12 inches beyond the inside face of the handrail?		
11	Does the handrail return to a wall, guard, or landing surface?		
12	To prevent wheelchair casters and crutch tips from falling off, does the surface of the ramp extend at least 12 inches beyond the inside face of the handrail?		

Item #	Description	Yes, No, or N/A	Comments or Additional Data
13	Is there a curb or barrier that prevents the passage of a 4 inch diameter sphere?		



## Elevators

Item #	Description	Yes, No, or N/A	Comments or Additional Data
1	If there is a full size or LULA elevator, are the call buttons no higher than 54 inches above the floor?		Measurement: inches
2	If there is a full size or LULA elevator, does the sliding door reopen automatically when obstructed by an object or person?		
3	Does the door remain open for at least 20 seconds when activated?		Measurement: seconds
4	If there is a full size elevator, is the interior at least 54 inches deep by at least 36 inches wide with at least 16 square feet of clear floor area?		
5	Is the door opening width at least 32 inches?		Measurement: inches
6	If there is a full size or LULA elevator, are the in-car controls no less than 15 inches and no greater than 48 inches above the floor?		Measurement: inches
7	If there is a full size or LULA elevator, are the car control buttons designated with raised characters?		
8	Are the control buttons designated with braille?		
9	If there is a full size or LULA elevator, are the audible signals which sounds as the car passes or is about to stop at a floor?		
10	If there is a full size or LULA elevator, is there a sign on both door jambs at every floor identifying the floor?		
11	Is there a tactical star on both jambs at the main entry level?		
12	Do text characters contrast with its backgrounds?		
13	Are text characters raised?		
14	Is there braille?		
15	Is the sign mounted between 48 inches to the baseline of the lowest character and 60 inches to the baseline of the highest character above the floor?		Measurement: inches

## Elevators

Item #	Description	Yes, No, or N/A	Comments or Additional Data
1	If there is a full size or LULA elevator, are the call buttons no higher than 54 inches above the floor?		Measurement: inches
2	If there is a full size or LULA elevator, does the sliding door reopen automatically when obstructed by an object or person?		
3	Does the door remain open for at least 20 seconds when activated?		Measurement: seconds
4	If there is a full size elevator, is the interior at least 54 inches deep by at least 36 inches wide with at least 16 square feet of clear floor area?		
5	Is the door opening width at least 32 inches?		Measurement: inches
6	If there is a full size or LULA elevator, are the in-car controls no less than 15 inches and no greater than 48 inches above the floor?		Measurement: inches
7	If there is a full size or LULA elevator, are the car control buttons designated with raised characters?		
8	Are the control buttons designated with braille?		
9	If there is a full size or LULA elevator, are the audible signals which sounds as the car passes or is about to stop at a floor?		
10	If there is a full size or LULA elevator, is there a sign on both door jambs at every floor identifying the floor?		
11	Is there a tactical star on both jambs at the main entry level?		
12	Do text characters contrast with its backgrounds?		
13	Are text characters raised?		
14	Is there braille?		
15	Is the sign mounted between 48 inches to the baseline of the lowest character and 60 inches to the baseline of the highest character above the floor?		Measurement: inches

Item #	Description	Yes, No, or N/A	Comments or Additional Data
--------	-------------	--------------------	-----------------------------

Form 3

## Controls - light switches, security and intercom systems, emergency/alarm

Item #	Description	Yes, No, or N/A	Comments or Additional Data
1	Is there a clear floor space at least 30 inches wide by at least 48 inches long for a forward or parallel approach?		
2	Are the operable parts no higher than 48 inches above the floor?		Measurement: _____ inches
3	Can the control be operated with one hand and without tight grasping, pinching, or twisting the wrist?		

## Controls - light switches, security and intercom systems, emergency/alarm

Item #	Description	Yes, No, or N/A	Comments or Additional Data
1	Is there a clear floor space at least 30 inches wide by at least 48 inches long for a forward or parallel approach?		
2	Are the operable parts no higher than 48 inches above the floor?		Measurement: _____ inches
3	Can the control be operated with one hand and without tight grasping, pinching, or twisting the wrist?		

**Benches - in locker rooms, dressing rooms, fitting rooms, etc.**

Item #	Description	Yes, No, or N/A	Comments or Additional Data
1	In locker rooms, dressing rooms, and fitting rooms, is there at least one room with a bench?		
2	Is there clear floor space at least 30 inches wide by at least 48 inches long at the end of the bench and parallel to the short axis on the bench?		
3	Is the bench seat at least 42 inches long and no less than 20 inches and no greater than 24 inches deep?		
4	Does the bench have back support or is it affixed to the wall?		
5	Is the top of the bench seat no less than 17 inches and no greater than 19 inches above the floor?		

## Benches

Item #	Description	Yes, No, or N/A	Comments or Additional Data
1	Is there clear floor space at least 30 inches wide by at least 48 inches long at the end of the bench and parallel to the short axis on the bench?		
2	Is the bench seat at least 42 inches long and no less than 20 inches and no greater than 24 inches deep?		
3	Does the bench have back support or is it affixed to the wall?		
4	Is the top of the bench seat no less than 17 inches and no greater than 19 inches above the floor?		
5	In wet locations, is the surface of seat slip resistant and does not accumulate water?		

## Toilet Rooms - Accessible Route

Item #	Description	Yes, No, or N/A	Comments or Additional Data
<b>Toilet Rooms:</b>			
1	If toilet rooms are available to the public, is at least one toilet room accessible (either one for each sex or one unisex)?		
2	Are there signs at inaccessible toilet rooms that give directions to accessible toilet rooms?		
3	If no all toilet rooms are accessible, is there a sign at the accessible toilet room with International Symbol of Accessibility?		
<b>Accessible Route:</b>			
4	Is there a route to the accessible toilet rooms that does not include the use of stairs?		
5	Is the route accessible (see interior accessible route list)?		
6	Do text characters contrast with its backgrounds?		
7	Are text characters raised?		
8	Is there braille?		
9	Is the sign mounted on the wall on the latch side of the door?		
10	With clear floor space beyond the arc of the door swing between the closed position and 45-degree open position, at least 18 x 18 inches centered on the tactile characters?		Measurement: inches
11	So the baseline of the lowest character is at least 48 inches above the floor and the baseline of the highest character is no more than 60 inches above the floor?		Measurement: inches
12	Is the door opening width at least 32 inches clear, between the face of the door and the stop, when the door is open 90 degrees?		Measurement: inches



Item #	Description	Yes, No, or N/A	Comments or Additional Data
13	Is the front approach to the pull side of the door, is there at least 18 inches of maneuvering clearance beyond the latch side plus at least 60 inches clear depth?		Measurement: inches
14	On both sides of the door, is the floor surface of the maneuvering clearance level (no steeper than 1:48)?		Measurement: inches
15	Is the door threshold edge no more than 1/4" high?		Measurement: inches
16	Is the door threshold edge no more than 3/4" high if the slope is beveled no steeper than 1:2?		Measurement: inches
17	Is the door equipped with hardware that is operable with one hand and does not require tight grasping, pinching, or twisting of the wrist?		
18	Are the operable parts of the door hardware mounted no less than 34 inches and no greater than 48 inches above the floor?		Measurement: inches
19	Can the door be opened easily (5 lbs maximum force)?		Measurement: inches
	<b>In the Toilet Room:</b>		
20	Is there a clear path to at least one of each type of fixture (lavatory, hand dryer, etc.) that is at 36 inches wide?		Measurement: inches
21	Is there clear floor space available for a person in a wheelchair to turn around, such as a circle at least 60 inches in diameter or a T-shaped space within a 60 inch square?		
22	In a single user toilet room, if the door swings in and over a clear floor space at an accessible fixture, is there a clear floor space at least 30 by 48 inches beyond the swing of the door?		
23	If the mirror is over a lavatory or countertop, is the bottom edge of the reflecting surface no higher than 40 inches above the floor?		
	<b>Lavatories:</b>		
24	Does at least one lavatory have a clear floor space for a forward approach at least 30 inches wide by 48 inches long?		

Item #	Description	Yes, No, or N/A	Comments or Additional Data
25	Do no less than 17 inches and no greater than 25 inches of the clear floor space extend under the lavatory so that a person using a wheelchair can get close enough to reach the faucet?		Measurement: inches
26	Is the front of the lavatory or counter surface, whichever is higher, no more than 34 inches above the floor?		Measurement: inches
27	Is there at least 27 inches of clearance from the floor to the bottom of the lavatory that extends at least 8 inches under the lavatory for knee clearance?		Measurement: inches
28	Is there toe clearance at least 9 inches high?		Measurement: inches
29	Are pipes below the lavatory insulated or otherwise configured to protect against contact?		
30	Can the faucet be operated without tight grasping, pinching, or twisting of the wrist?		
31	Is the force required to activate the faucet no greater than 5 lbs?		
32	Is there a coat hook, is it no less than 15 inches and no greater than 48 inches above the floor?		Measurement: inches

## Soap Dispensers and Hand Dryers

Item #	Description	Yes, No, or N/A	Comments or Additional Data
1	Are the operable parts of the soap dispenser within one of the following ranges: Above lavatories or counters no less than 20 inches and no greater than 25 inches deep; no higher than 44 inches above the floor?		
2	Above lavatories less than 20 inches deep, no higher than 48 inches above the floor?		
3	Are the operable parts of the hand dryer or towel dispenser within one of the following ranges: Above lavatories or counters no less than 20 inches and no greater than 25 inches deep; no higher than 44 inches above the floor?		
4	Not over an obstruction, no higher than 48 inches above the floor?		
5	Can the operable parts of the hand dryer or towel dispenser be operated with out tight grasping, pinching, or twisting of the wrist?		
6	Is the force required to activate the hand dryer or towel dispenser no greater than 5 lbs?		

## Water Closets in Single-Use Toilet Rooms and Compartments (Stalls)

Item #	Description	Yes, No, or N/A	Comments or Additional Data
1	Is the centerline of the water closet no less than 16 inches and no greater than 18 inches from the side wall or partition?		Measurement inches
2	Is clearance provided around the water closet measuring at least 60 inches from the side wall and at least 56 inches from the rear wall?		Measurement inches
3	Is the height of the water closet no less than 17 inches and no greater than 19 inches above the floor measured to the top of the seat?		Measurement inches
4	Is there a grab bar at least 42 inches long on the side wall?		Measurement inches
5	Is the grab bar located no more than 12 inches from the rear wall?		Measurement inches
6	Is the grab bar mounted no less than 33 inches and no greater than 36 inches above the floor to the top of the gripping surface?		Measurement inches
7	Is there at least 12 inch clearance between the grab bar and any protruding objects above?		Measurement inches
8	Is there at least 1-1/2" clearance between the grab bar and projecting objects below?		Measurement inches
9	Is the space between the wall and the grab bar 1-1/2 inches?		Measurement inches
10	Is there a grab bar at least 36 inches long on the rear wall?		Measurement inches
11	Does the grab bar extend at least 12 inches from the centerline of the water closet on one side (side wall)?		Measurement inches
12	Does it extend at least 24 inches on the other (open) side?		Measurement inches
13	Is it mounted no less than 33 inches and no greater than 36 inches above the floor to the top of the gripping surface?		Measurement inches

## Water Closets in Single-Use Toilet Rooms and Compartments (Stalls)

Item #	Description	Yes, No, or N/A	Comments or Additional Data
1	Is the centerline of the water closet no less than 16 inches and no greater than 18 inches from the side wall or partition?		Measurement: inches
2	Is clearance provided around the water closet measuring at least 60 inches from the side wall and at least 56 inches from the rear wall?		Measurement: inches
3	Is the height of the water closet no less than 17 inches and no greater than 19 inches above the floor measured to the top of the seat?		Measurement: inches
4	Is there a grab bar at least 42 inches long on the side wall?		Measurement: inches
5	Is the grab bar located no more than 12 inches from the rear wall?		Measurement: inches
6	Is the grab bar mounted no less than 33 inches and no greater than 36 inches above the floor to the top of the gripping surface?		Measurement: inches
7	Is there at least 12 inch clearance between the grab bar and any protruding objects above?		Measurement: inches
8	Is there at least 1-1/2" clearance between the grab bar and projecting objects below?		Measurement: inches
9	Is the space between the wall and the grab bar 1-1/2 inches?		Measurement: inches
10	Is there a grab bar at least 36 inches long on the rear wall?		Measurement: inches
11	Does the grab bar extend at least 12 inches from the centerline of the water closet on one side (side wall)?		Measurement: inches
12	Does it extend at least 24 inches on the other (open) side?		Measurement: inches
13	Is it mounted no less than 33 inches and no greater than 36 inches above the floor to the top of the gripping surface?		Measurement: inches

Item #	Description	Yes, No, or N/A	Comments or Additional Data
14	Are there at least 1-1/2 inches clearance between the grab bar and projecting objects below?		Measurement: inches
15	Is the space between the wall and the grab bar 1-1/2 inches?		Measurement: inches
16	If the flush control is hand operated, is the operable part located no higher than 48 inches above the floor?		Measurement: inches
17	If the flush control is hand operated, can it be operated with one hand and without tight grasping, pinching, or twisting of the wrist?		
18	Is the force required to activate the flush control no greater than 5 lbs?		
19	Is the flush control on the open side of the water closet?		
20	Is the toilet paper dispenser located no less than 7 inches and no greater than 9 inches from the front of the water closet to the centerline of the dispenser?		Measurement: inches
21	Is the outlet of the dispenser located no less than 15 inches and no greater than 48 inches above the floor?		Measurement: inches
22	Is the outlet of the dispenser not located behind grab bars?		
23	Does the dispenser allow continuous paper flow?		

## Toilet Compartment (Stalls)

Item #	Description	Yes, No, or N/A	Comments or Additional Data
1	Is the door opening width at least 32 inches clear, between the face of the door and the stop, when the door is open 90 degrees?		Measurement: _____ inches
2	Is the door self closing?		
3	Are the door pulls on both sides of the door that are operable with one hand and do not require tight grasping, pinching, or twisting of the wrist?		
4	Is the lock operable with one hand without tight grasping, pinching, or twisting of the wrist?		
5	Are the operable parts of the door hardware mounted no less than 34 inches and no greater than 48 inches above the floor?		Measurement: _____ inches
6	Is the compartment at least 60 inches wide?		Measurement: _____ inches
7	If the water closet is floor mounted, is the compartment at least 59 inches deep?		Measurement: _____ inches
8	If the door swings in, is the minimum required compartment area provided beyond the swing of the door 60 inches by 56 inches if the water closet is wall hung, or 60 inches by 59 inches if the water closet door is floor mounted?		Measurement: _____ inches

30000

## Drinking Fountains

Item #	Description	Yes, No, or N/A	Comments or Additional Data
1	Does at least one drinking fountain have a clear floor space at least 30 inches wide by 48 inches long centered in front of it for a forward approach?		Measurement: inches
2	If there is a forward approach, do no less than 17 inches and no more than 25 inches of the clear floor space extend under the drinking fountain?		Measurement: inches
3	If the drinking fountain is no deeper than 20 inches, are the operable parts no higher than 48 inches above the floor?		Measurement: inches
4	If the drinking fountain is no less than 20 inches and no greater than 25 inches deep, are the operable parts no higher than 44 inches above the floor?		Measurement: inches
5	Can the control be operated with one hand and without tight grasping, pinching, or twisting of the wrist?		Measurement: inches
6	Is the force required to activate the control no more than 5 lbs?		
7	Is the spout outlet no lower than 38 inches and no higher than 43 inches above the floor?		Measurement: inches
8	Is the spout at least 15 inches from the rear of the drinking fountain?		Measurement: inches
9	Is the spout no more than 5 inches from the front of the drinking fountain?		
10	If there more than one drinking, is there at least one for standing persons?		
11	If the leading (bottom) edge of the fountain is higher than 27 inches above the floor, does the front of the fountain protrude no more than 4 inches into the circulation path?		Measurement: inches



## Fire Alarm Systems

Item #	Description	Yes, No, or N/A	Comments or Additional Data
1	If there are any fire alarm systems, do they have both flashing lights and audible signals?		

## Service Counters

Item #	Description	Yes, No, or N/A	Comments or Additional Data	
2.76 A	Is there a portion of at least one of each type of counter that is no higher than 36 inches above the floor?			
2.76 B	At least 36 inches long?			
2.77	Does the accessible portion of the counter extend the same depth as the counter top?			
2.78	Is there a clear floor space at least 30" wide by at least 48" long for a forward or parallel approach?		Parallel Measurement (inches):	Forward measurement (inches):
2.79	For a parallel approach, is the clear floor space positioned with the 48 inches adjacent to the accessible length of counter?			
2.80 A	For a forward approach, do no less than 17 and no greater than 25 inches of the clear floor space extend under the accessible length of the counter?			
2.80 B	Is there at least 27 inches clearance from the floor to the bottom of the counter?			

## Play Areas

Item #	Description	Yes, No, or N/A	Comments or Additional Data
1	Is there an accessible route to the entrance of the play area?		
2	If there are separate play areas within a site for specific age groups, is there an accessible route to each play area?		
3	Is there an accessible route within the play area connecting ground level play components that are on an accessible route and elevated play components that are on an accessible route including the entry and exit points of those components?		
	<b>Ground Level Play Components</b>		
4	Is there an accessible route to at least one of each type of ground level play component? (rockers, swings, diggers, and stand-alone slides)		
5	If there are elevated play components, is there an accessible route to at least the following number and type of ground level play components?		
	Number of Elevated Play Components Provided	Min. # of Ground Level Play Components Req'd to be on an Accessible Route	Minimum Number of Different Types of Ground Level Play Components Required to be on an Accessible Route

Item #	Description	Yes, No, or N/A	Comments or Additional Data
1		n/a	n/a
2 to 4		1	1
5 to 7		2	2
8 to 10		3	3
11 to 13		4	3
14 to 16		5	3
17 to 19		6	3
20 to 22		7	4
23 to 25		8	4
6	26 and over If two or more ground level play components are on an accessible route, are they dispersed throughout the play area and integrated with other play components?	8, plus 1 for each additional 3, or fraction thereof, over 25	5
7	If there is a soft contained play structure with three or fewer entry points, is there an accessible route to at least one entry point?		
8	If there are four or more entry points, are there accessible routes to at least two entry points? <u>Accessible Route Connecting Ground Level Play Components</u>		
9	Is the vertical clearance of the accessible route at least 80 inches above the ground surface?		Measurement: inches
10	If the play area is less than 1000 S.F.: Is the route at least 44 inches wide?		Measurement: inches

Item #	Description	Yes, No, or N/A	Comments or Additional Data
11	If the route exceeds 30 feet in length, is a wheelchair turning space provided, i.e. a circle at least 60 inches in diameter or a T-shaped space within a 60-inch square?		Measurement: inches
12	If the play area is 1000 S.F. or greater, is the route at least 60 inches wide? OR 36 inches wide for a distance no greater than 60 inches if reduced segments are separated by segments at least 60 wide and at least 60 inches long?		Measurement: inches
13	Is the route no steeper than 1:16, i.e. for every inch of height change there are at least 16 inches of run?		Measurement: inches
14	If the route is steeper than 1:20 and the rise for a ramp run is higher than 6 inches, are there handrails on both sides of the ramp run?		
15	Is the top of the handrail gripping surface no less than 20 inches and no greater than 28 inches above the ramp surface?		Measurement: inches
16	Is the handrail gripping surface: Circular with an outside diameter of at least 0.95 inch and no more than 1.55 inches? OR Non-circular providing an equivalent gripping surface?		Measurement: inches
	<b>Elevated Play Components</b>		
17	Is there an accessible route to entry and exit points of at least 50% of elevated components?		
18	If there are 20 or more elevated play components, are at least 25% connected by ramps?		
19	Are the other 25% that are required to be on an accessible route connected by either ramps or transfer systems?		

Item #	Description	Yes, No, or N/A	Comments or Additional Data
20	If there are fewer than 20 elevated components, are at least 50% connected by either ramps or transfer systems?		

**Washington County Disability Advisory Committee**

**2023**

The Disabilities Advisory Committee for Washington County advises the Board of County Commissioners on citizen input relating to disabilities issues in Washington County, maintains contact with the community of persons with disabilities and assesses community needs, sponsors the annual Disabilities Awareness Week Activities, and advocates services and programs relating to the quality of life for all residents.

Current Membership:

Angie Auldrige  
David Barnhart  
Michael Butler  
April Crohare  
Kris Detrow  
Lauren Feingold  
Linda Kline  
Troy Van Scoyoc  
Robert Welty  
Kristin Aleshire (non-voting member)  
Randy Wagner (non-voting member)